



REV A January 2010

Oscilent Controlled Document

Ordering Code / Part Number	Product Description
803-RF384.0M-A	CDMA 450, RF/Rx SAW Filter

### Specification Contents

- o Mechanical Dimensions
- o Test Circuit
- o Maximum Ratings
- o Electrical Specification
- o Frequency Performance
- o VSWR
- o Smith Chart

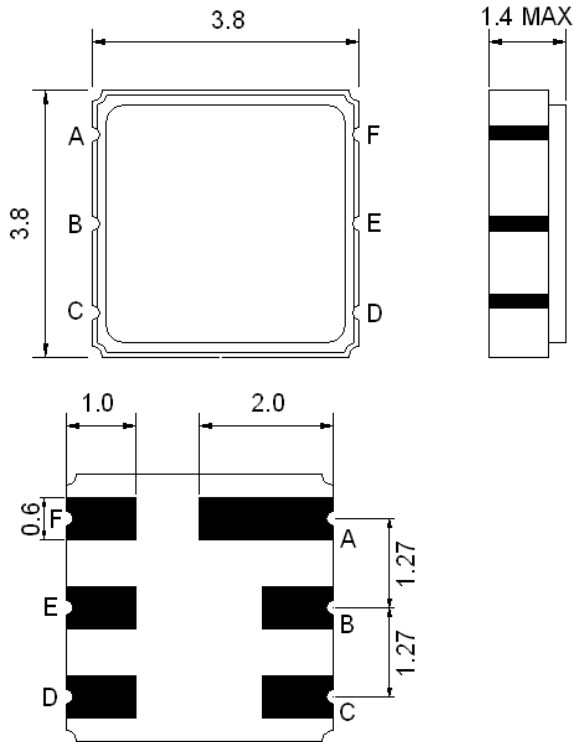
### Notes

- o Electrostatic Sensitive Device (ESD) 
- o Avoid excessive ultrasonic exposure
- o Solderability compatible with JEDEC J-STD-020C Pb-free process, 260°C peak reflow temperature
- o This product complies with EU directive 2002/95/EC (RoHS compliance)



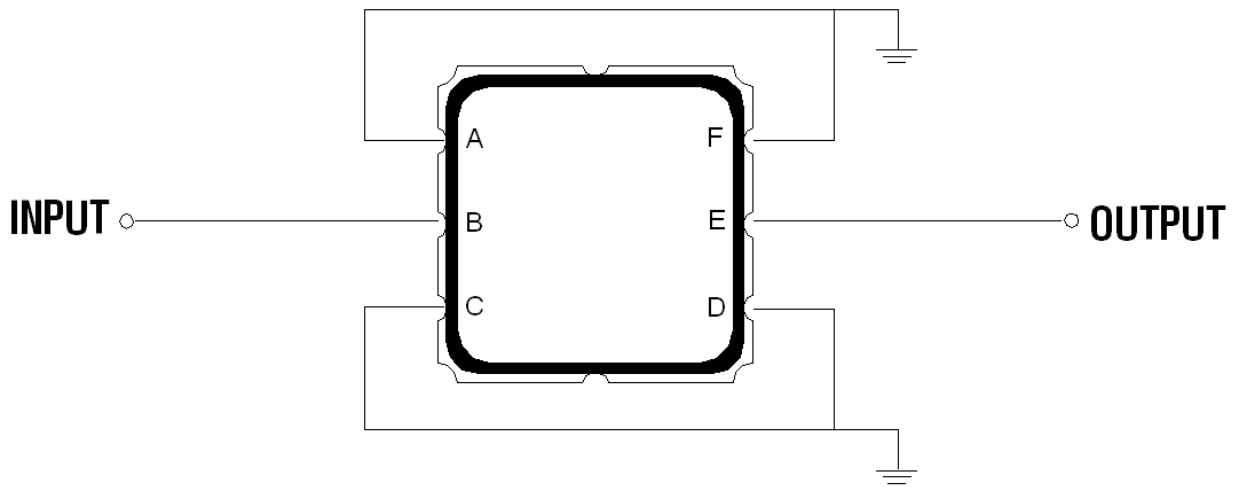


## Mechanical Dimensions (mm)



Pin Description	
A, C, D, F	Ground
B	In
E	Out

## Test Circuit



Source and Load Impedance: 50  $\Omega$

**Maximum Ratings**

Parameters Description	Unit	Minimum	Typical	Maximum
Operating Temperature Range	°C	-30	-	+80
Storage Temperature Range	°C	-40	-	+85
Maximum DC Voltage	V	-	-	0
Maximum Input Power	dBm	-	-	27
Source Impedance (single ended) <sup>(1)</sup>	Ω	-	50	-
Load Impedance (single ended) <sup>(1)</sup>	Ω	-	50	-

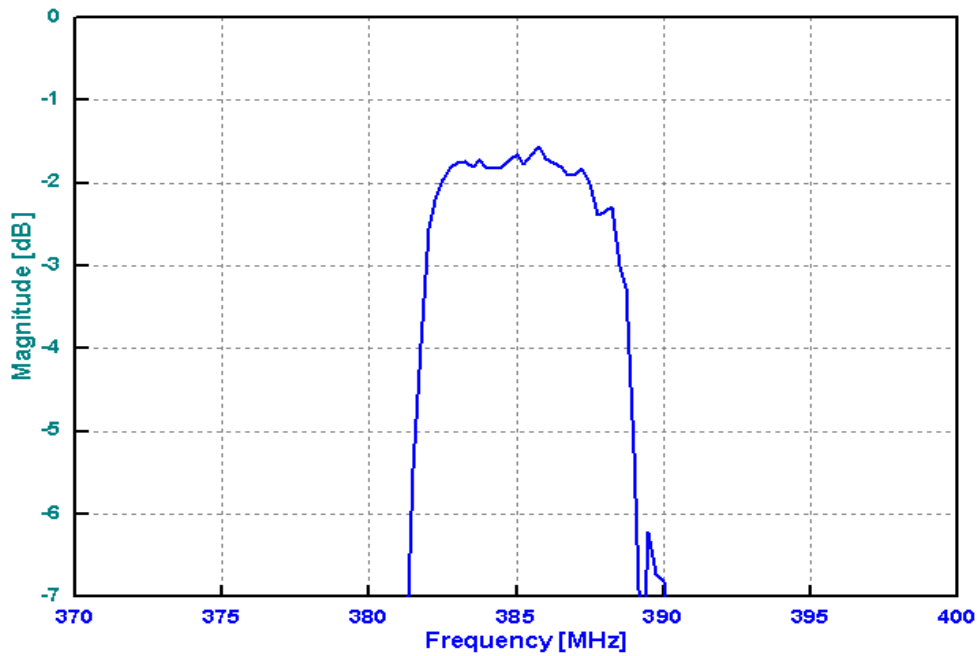
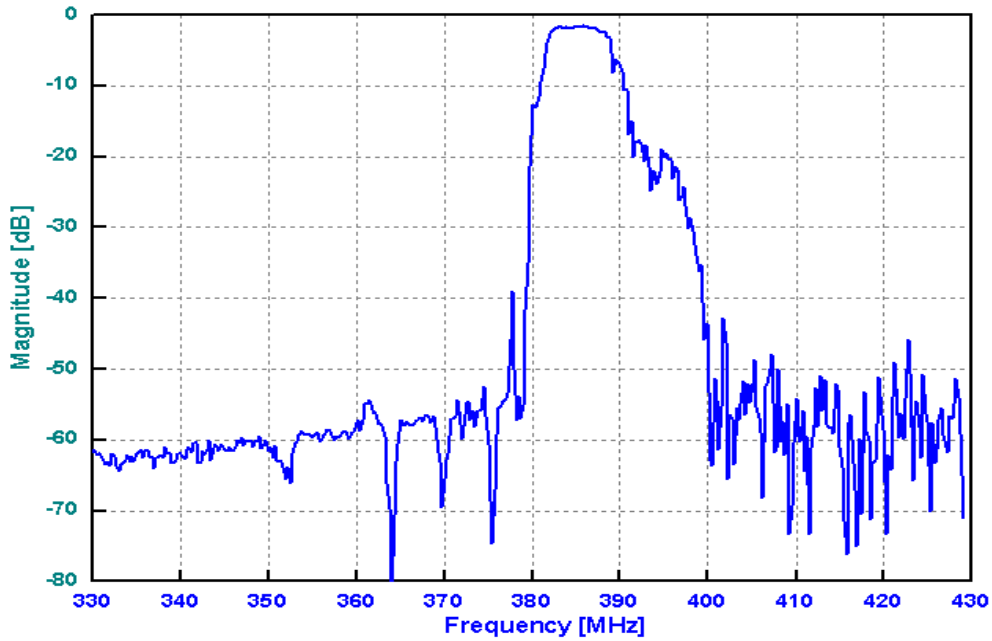
Notes: No Matching Network (Ref. Testing Environment Circuit as shown above).

**Electrical Specification**

Parameters Description	Unit	Minimum	Typical	Maximum
Center Frequency (Fo)	MHz	-	384.0	-
Insertion Loss within 382.0 ~ 386.0 MHz	dB	-	2.5	3.5
Amplitude Ripple within 382.0 ~ 386.0 MHz	dB <sub>p-p</sub>	-	0.9	1.5
Attenuation:				
DC ~ 350.0 MHz	dB	50	60	-
372.0 ~ 376.0 MHz	dB	50	55	-
400.0 ~ 500.0 MHz	dB	45	49	-
VSWR within 382.0 ~ 386.0 MHz	-	-	1.7	2.2

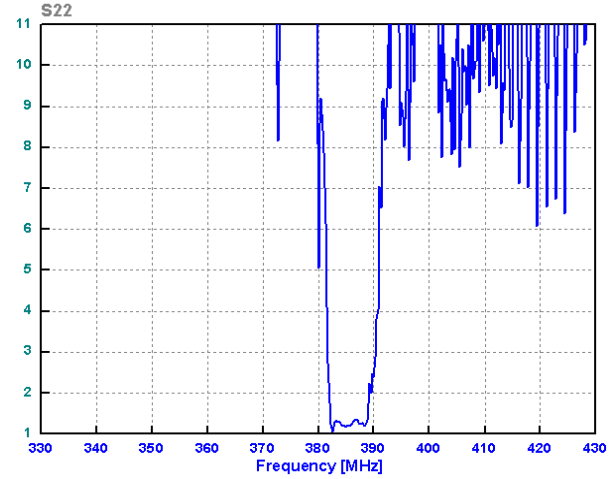
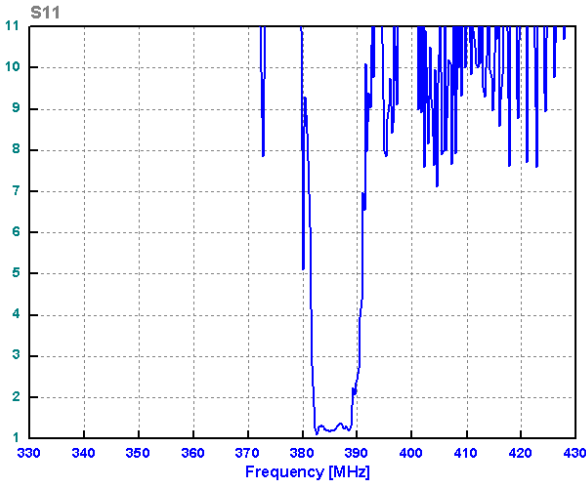


## Frequency Performance





## VSWR



## Smith Chart

