



REV A January 2010

Oscilent Controlled Document

| Ordering Code / Part Number | Product Description               |
|-----------------------------|-----------------------------------|
| 802-RF453.5M-A              | CDMA 450 H-Band, RF-Tx SAW Filter |

### Specification Contents

- o Mechanical Dimensions
- o Test Circuit
- o Maximum Ratings
- o Electrical Specification
- o Frequency Performance
- o VSWR
- o Smith Chart

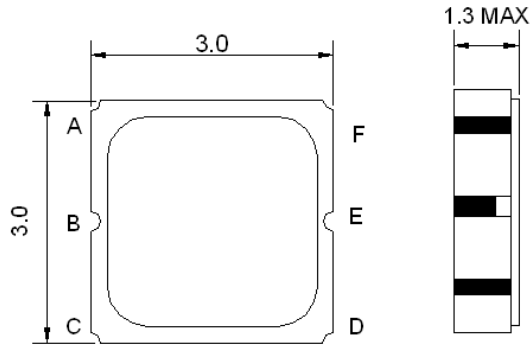
### Notes

- o Electrostatic Sensitive Device (ESD) 
- o Avoid excessive ultrasonic exposure
- o Solderability compatible with JEDEC J-STD-020C Pb-free process, 260°C peak reflow temperature
- o This product complies with EU directive 2002/95/EC (RoHS compliance)

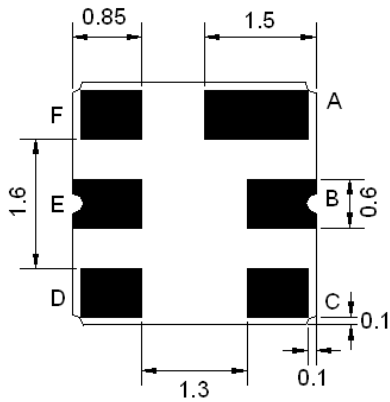




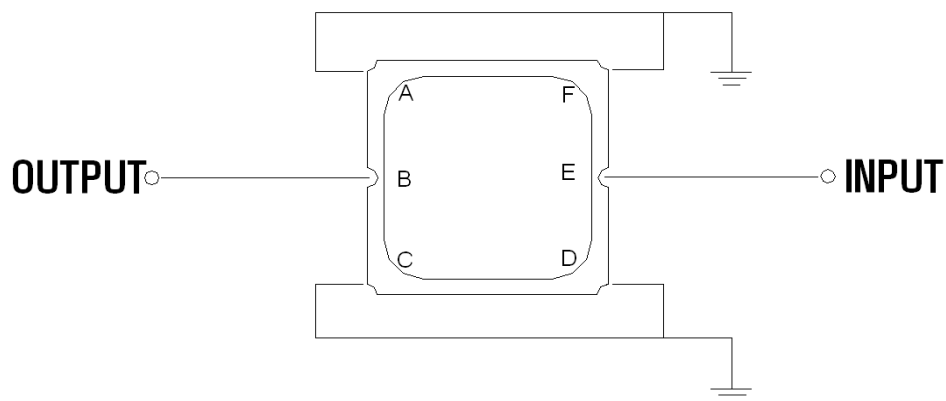
## Mechanical Dimensions (mm)



| Pin Description |           |
|-----------------|-----------|
| A, C, D, F      | Ground    |
| E               | In or Out |
| B               | Out or In |



## Test Circuit



Source and Load Impedance: 50  $\Omega$



### Maximum Ratings

| Parameters Description                         | Unit | Minimum | Typical | Maximum |
|--|------|---------|---------|---------|
| Operating Temperature Range                    | °C   | -30     | -       | +80     |
| Storage Temperature Range                      | °C   | -40     | -       | +85     |
| Maximum DC Voltage                             | V    | -       | -       | 0       |
| Maximum Input Power                            | dBm  | -       | -       | 30      |
| Source Impedance (single ended) <sup>(1)</sup> | Ω    | -       | 50      | -       |
| Load Impedance (single ended) <sup>(1)</sup>   | Ω    | -       | 50      | -       |

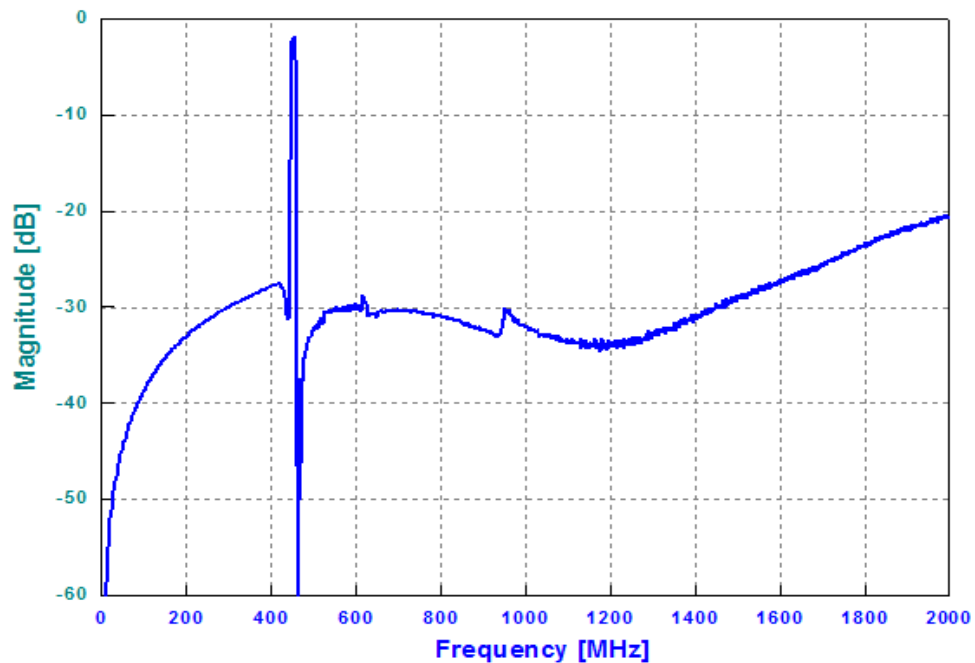
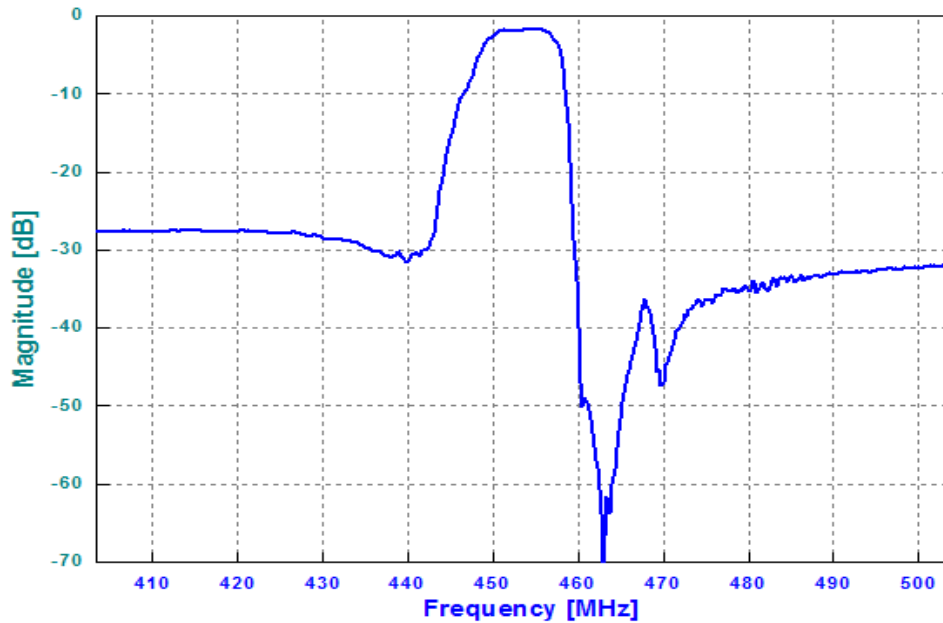
(1) No Matching Network

### Electrical Specification

| Parameters Description             | Unit | Minimum | Typical | Maximum |
|------------------------------------|------|---------|---------|---------|
| Center Frequency (Fo)              | MHz  | -       | 453.5   | -       |
| Insertion Loss in 451.3 ~455.8 MHz | dB   | -       | 1.9     | 2.8     |
| Stop Band Attenuation:             |      |         |         |         |
| 0.3 ~ 440.0 MHz                    | dB   | 25      | 28      | -       |
| 461.3 ~ 465.8 MHz                  | dB   | 30      | 48      | -       |
| 465.8 ~ 1700.0 MHz                 | dB   | 20      | 25      | -       |
| 1700.0 ~ 2000.0 MHz                | dB   | 15      | 20      | -       |
| VSWR in 451.3 ~ 455.8 MHz          | -    | -       | 1.2     | 2.0     |

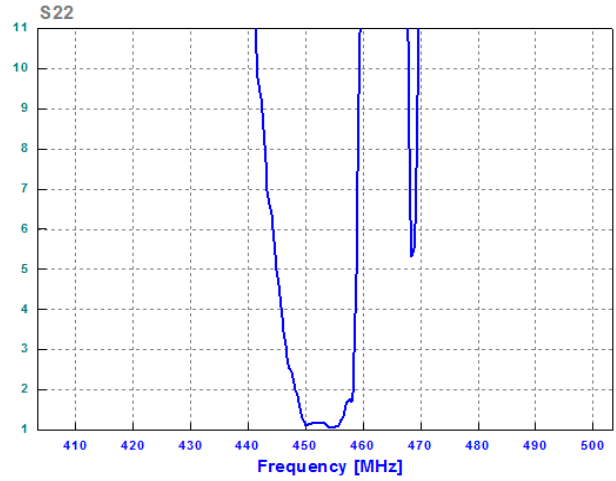
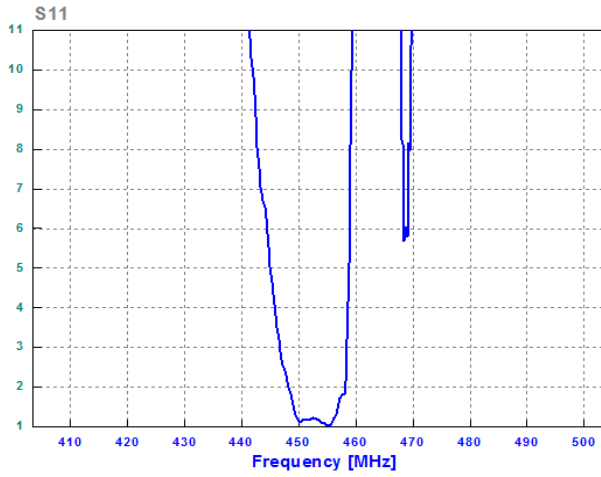


### Frequency Performance





### VSWR



### Smith Chart

