



REV A January 2010

Oscilent Controlled Document

Ordering Code / Part Number	Product Description
802-RF465.0M-H	CDMA 450 A-Band, RF/Rx SAW Filter

Specification Contents

- o Mechanical Dimensions
- o Test Circuit
- o Maximum Ratings
- o Electrical Specification
- o Frequency Performance
- o VSWR
- o Smith Chart

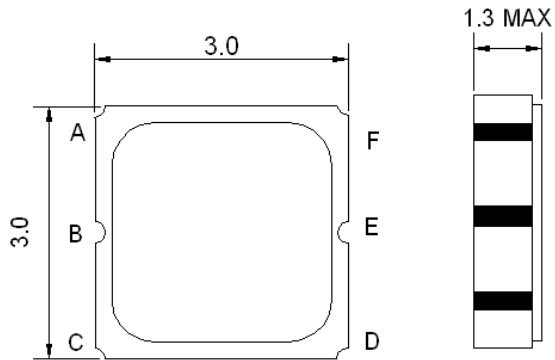
Notes

- o Electrostatic Sensitive Device (ESD) 
- o Avoid excessive ultrasonic exposure
- o Solderability compatible with JEDEC J-STD-020C Pb-free process, 260°C peak reflow temperature
- o This product complies with EU directive 2002/95/EC (RoHS compliance)

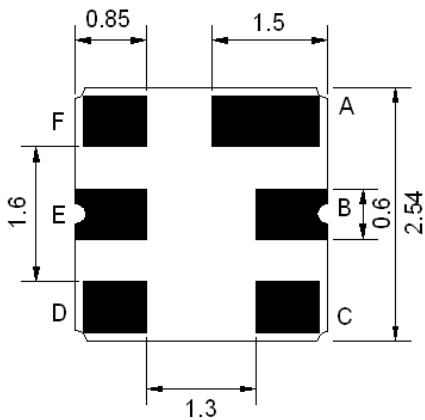




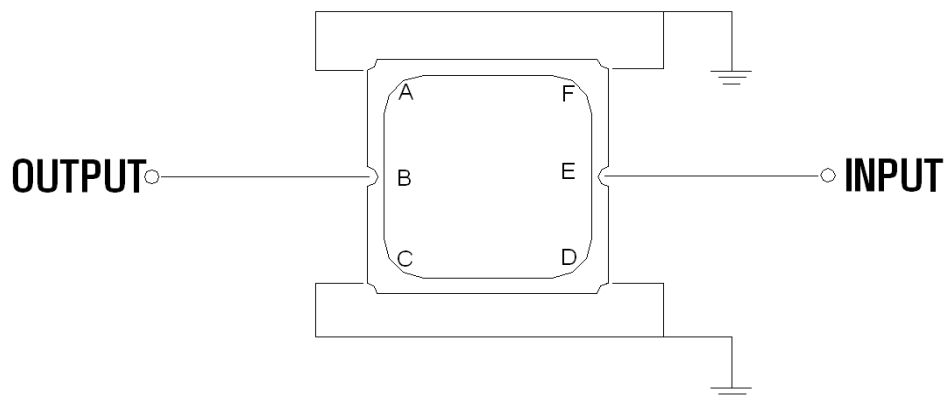
Mechanical Dimensions (mm)



Pin Description	
A, C, D, F	Ground
E	In
B	Out



Test Circuit



Source and Load Impedance: 50 Ω

**Maximum Ratings**

Parameters Description	Unit	Minimum	Typical	Maximum
Operating Temperature Range	°C	-30	-	+80
Storage Temperature Range	°C	-40	-	+85
Maximum DC Voltage	V	-	-	0
Maximum Input Power	dBm	-	-	28
Source Impedance (single ended) ⁽¹⁾	Ω	-	50	-
Load Impedance (single ended) ⁽¹⁾	Ω	-	50	-

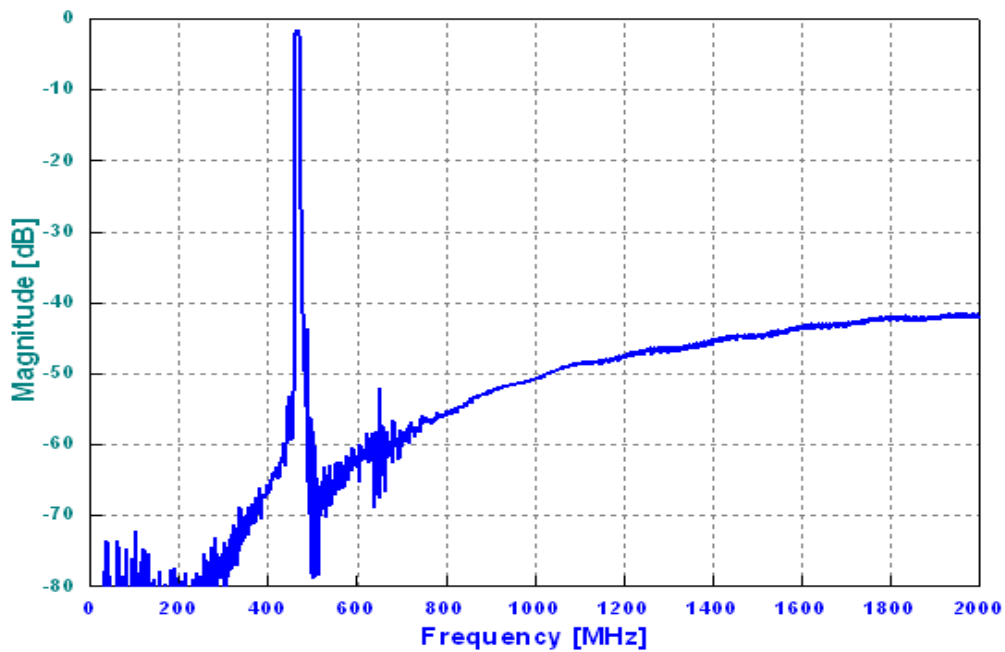
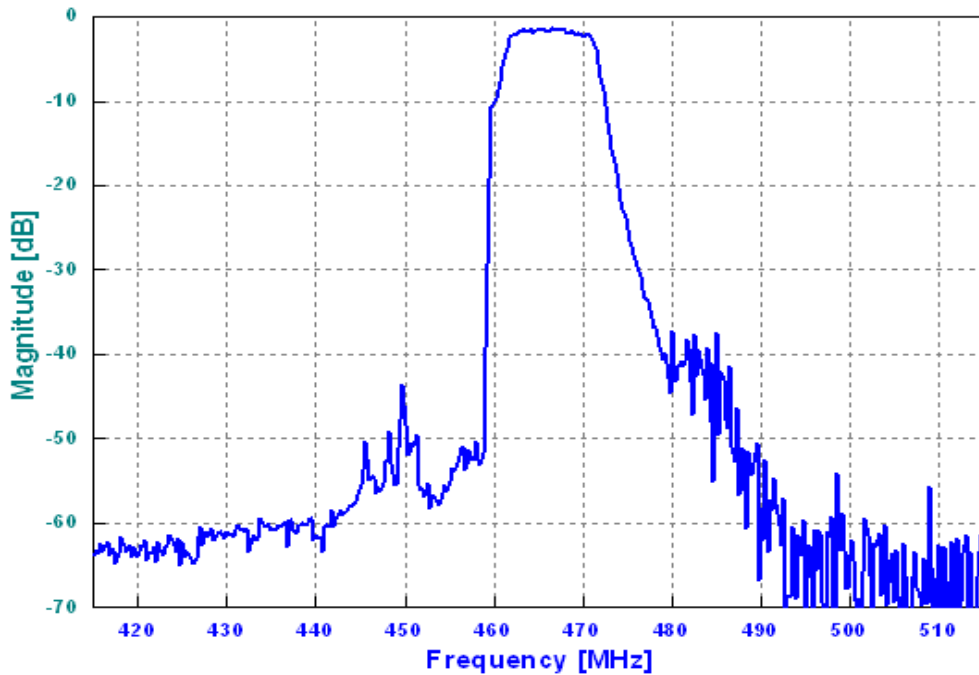
Notes: No Matching Network

Electrical Specification

Parameters Description	Unit	Minimum	Typical	Maximum
Center Frequency (Fo)	MHz	-	465.0	-
Insertion Loss within 462.5 ~467.5 MHz	dB	-	1.8	3.5
Stop Band Attenuation:				
0.3 ~ 452.5 MHz	dB	40	55	-
452.5 ~ 457.5 MHz	dB	40	53	-
485.0 ~ 507.5 MHz	dB	35	47	-
507.5 ~ 1000.0 MHz	dB	40	50	-
1000.0 ~ 2000.0 MHz	dB	25	40	-
VSWR within 462.5 ~ 467.5 MHz	-	-	1.3	2.0

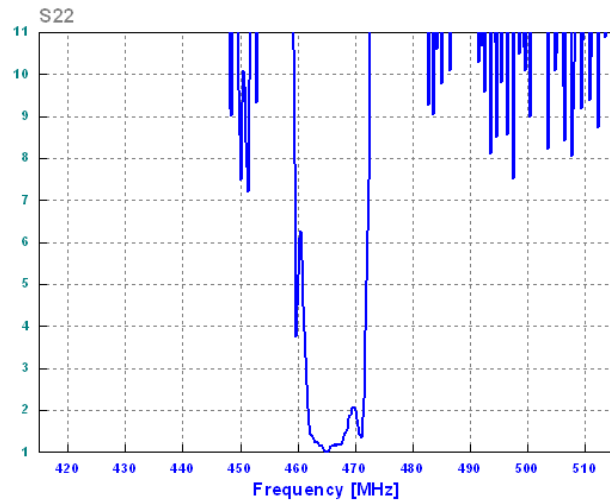
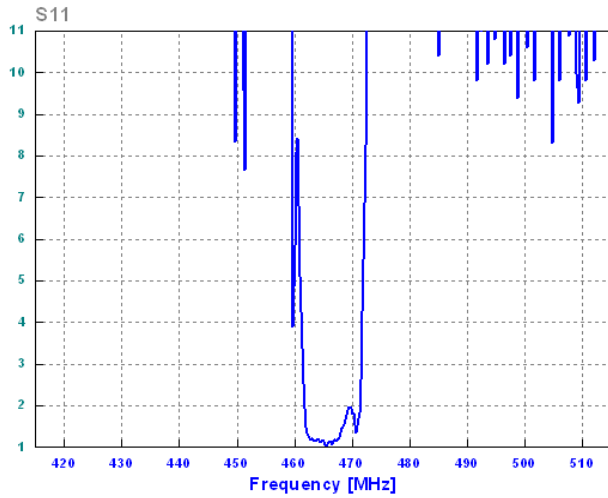


Frequency Performance





VSWR



Smith Chart

