




**Data Sheet**



Product Category: VCXO Surface Mount

Series Number	Package	Description	Last Modified
562	Mesa UM-1	PECL Output	Jan. 01 2007

**FEATURES**

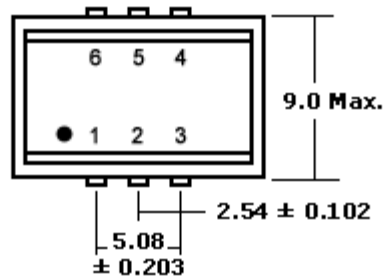
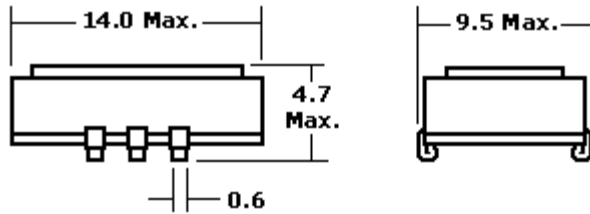
- Wide voltage control range
- Wave form symmetry of 40/60%
- PECL output
- Industry standard Mesa UM-1 Package
- RoHs / Lead Free compliant 



**OPERATING CONDITIONS / ELECTRICAL CHARACTERISTICS**

PARAMETERS	CONDITIONS	CHARACTERISTICS		UNITS
<b>Output Logic</b>	-	Positive ECL Square Wave (PECL)		-
<b>Input Voltage (VDD)</b>	-	3.3 ±10%	5.0 ±10%	VDC
<b>Frequency Range (f<sub>O</sub>)</b>	-	19.440 ~ 180.0 (Inverted Mesa UM-1)		MHz
<b>Operating Temperature (T<sub>OPR</sub>)</b>	-	0 ~ +70 (Std.) / -40 ~ 85 (Option)		°C
<b>Storage Temperature (T<sub>STG</sub>)</b>	-	-55 ~ +125		°C
<b>Absolute Pull Range (APR)</b>	-	±30 (Std.), ±50, ±75, ±100 max.		PPM
	(a) Frequency Tolerance	Inclusive of Overall Stability		-
	(b) Temperature Stability	Inclusive of Overall Stability (Operating Temperature)		-
	(c) Input Voltage Stability	Inclusive of Overall Stability (VDD ±5%)		-
	(d) Load Stability	Inclusive of Overall Stability (RL ±5%)		-
<b>Input Current (I<sub>DD</sub>)</b>	-	100 max.	130 max.	mA
<b>Aging</b>	@ 25°C	±3 max.		PPM/Y
<b>Rise Time (T<sub>R</sub>)</b>	20% to 80% of Waveform	2 max.		nS
<b>Fall Time (T<sub>F</sub>)</b>	20% to 80% of Waveform	2 max.		nS
<b>External Control Voltage (Vc)</b>	-	0.3 ~ 3.0	0.5 ~ 4.5	VDC
<b>Output Voltage High "1" VOH</b>	PECL	VDD - 1.025 min.		VDC
<b>Output Voltage Low "0" VOL</b>	PECL	VDD - 1.620 max.		VDC
<b>Load</b>	-	50		Ohms
<b>Duty Cycle</b>	50% of Waveform	50 ±10 (Std.) / 50 ±5 (Option)		%
<b>Start-Up Time (T<sub>S</sub>)</b>	-	10 max.		mS
<b>Jitter</b>	RMS	3.5 max.		ps
<b>Linearity</b>	-	±20 (Std.) / Custom Spec. Avail.		%

**PIN CONNECTIONS**

**PACKAGE DIMENSIONS (mm)**

#1	Voltage Control
#2	Enable (low) /Disable (high)
#3	GND
#4	OUTPUT
#5	Complimentary Output
#6	Vcc

**PART NUMBER GUIDE**

Series Number	Frequency	Voltage Supply Option	Operating Temp. (°C)	Duty Cycle	Absolute Pulling Range	Linearity
<b>562</b>	<b>- 120.0 M</b>	<b>- 3</b>	<b>N</b>	<b>- T</b>	<b>P1</b>	<b>20</b>
Oscilent VCXO PECL Mesa UM-1	Enter your desired frequency e.g. 120.0M for 120.000 MHz	5 = 5VDC 3 = 3.3VDC	Blank* = 0~+70 N = -40~+85	Blank*= 50±10% T = 50±5%	P1 = 50PPM P2 = 100PPM P4 = 30PPM P5 = 75PPM	20 = 20% 10 = 10%
<p><b>NOTE:</b> - Deviations on all parameters available. Please consult Oscilent for details.</p> <p><b>DEFINITIONS:</b> - Click on the characteristic names above for definitions of that particular characteristic.</p> <p><b>*STANDARDS:</b> - "Blank" part number selections indicate standard variables for that particular characteristic.</p> <p><b>PACKAGING:</b> - Standard tube packaging, add <b>-TR</b> for Tape/Reel. Click <a href="#">here</a> for tape/reel specifications</p>						

Oscilent Corporation - CALL **949.252.0522****Series No.:** 56218195 East McDermott Street . Building D . Irvine . CA 92614 . USA  
Fax: 949.252.0599 . E-Mail: Sales@Oscilent.com