



Part Number	Package	Application	Last Modified
862-RF1542.0M-A	3.0 x 3.0 SMD	Wireless	Mar. 14 2007

TYPE :  
Wireless, Balanced RF SAW Filter



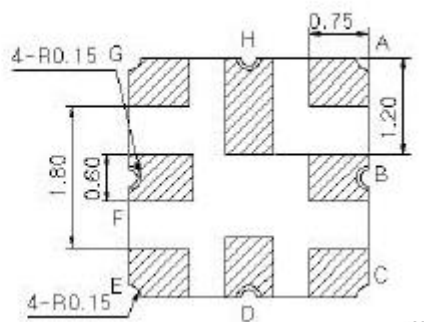
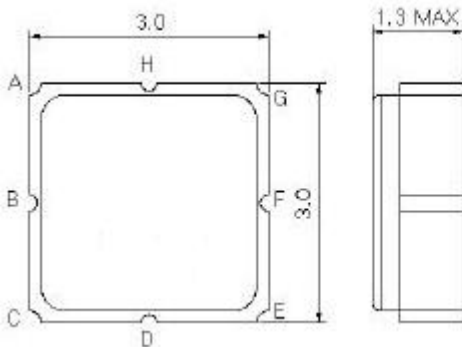
PART NUMBER :  
**862-RF1542.0M-A**

**OPERATING CONDITIONS / ELECTRICAL CHARACTERISTICS**

PARAMETERS	Condition	Minimum	Typical	Maximum	Units
Center Frequency (Fo)	-	-	1542.0	-	MHz
Maximum Insertion Loss	1525.0~ 1559.0 MHz	-	3.7	4.5	dB
Attenuation:	D.C.~ 1000.0 MHz	40	58	-	dB
	1000.0~ 1480.0 MHz	32	38	-	
	1480.0~ 1490.0MHz	30	35	-	
	1575.0 MHz	2	8	-	
	1600.0~ 1650.0 MHz	20	25	-	
	1650.0~ 1785.0 MHz	35	42	-	
	1785.0~ 2200.0 MHz	30	40	-	
	2200.0~ 2500.0 MHz	27	40	-	
2500.0~ 4000.0 MHz	20	35	-	-	
Source Impedance (single ended)*	-	-	50	-	ohm
Load Impedance (balanced ended)*	-	-	50	-	ohm
Input/ Output VSWR	1525.0~ 1559.0 MHz	-	1.7	2.2	-
Amplitude Ripple within	1525.0~ 1559.0 MHz	-	0.9	2.0	dB
Maximum Input Power	-	-	-	0	dBm
Operating Temperature	-	-40	-	+85	°C
Maximum DC Voltage	-	-	-	0	V

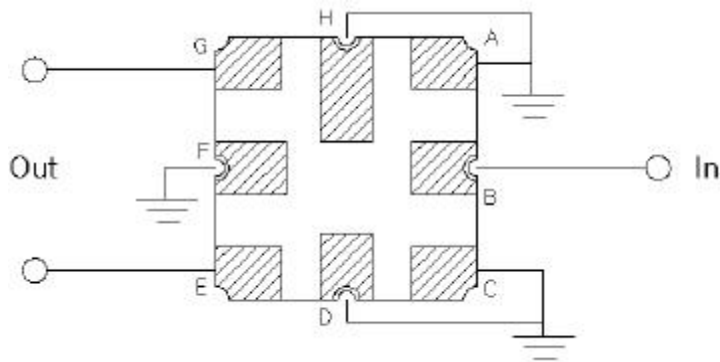
\* No Matching Network

**PACKAGE OUTLINE (mm)**



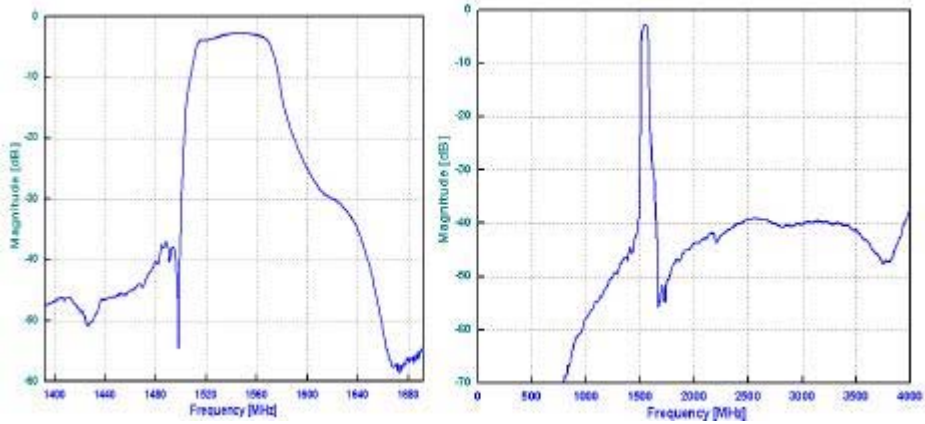
PIN LAYOUT	
A	Ground
B	In
C	Ground
D	Ground
E	Out
F	Ground
G	Out
H	Ground

**TEST FIXTURE**

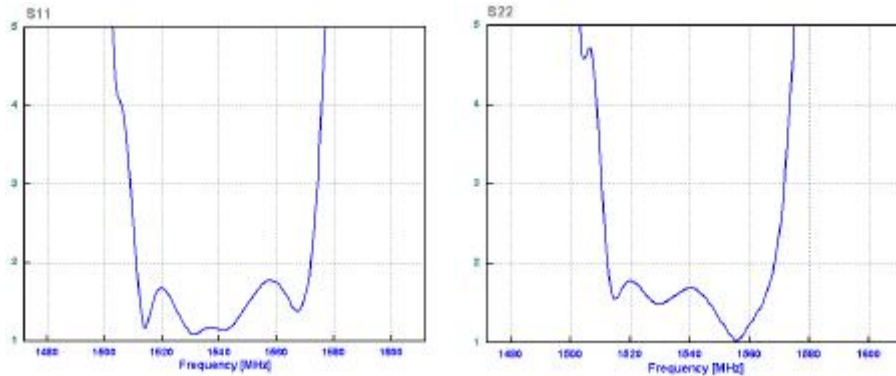


Load Impedance = 50 ohms  
 Source Impedance = 50 ohms

### FREQUENCY RESPONSE

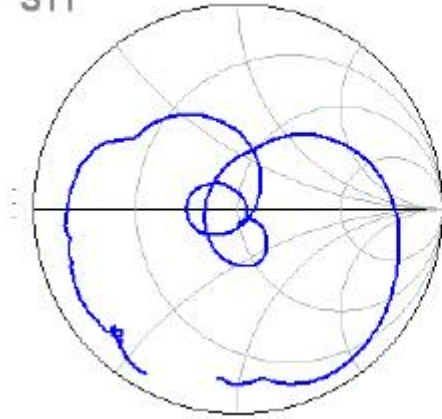


### VSWR

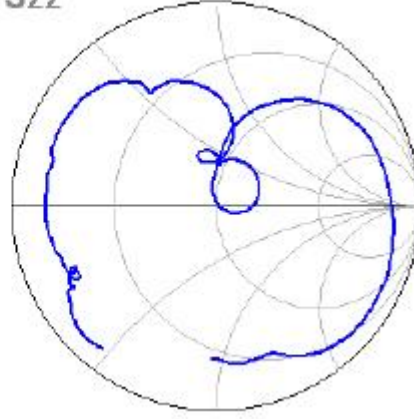


### SMITH CHART

S11



S22



**Oscilent Corporation** - CALL **949.252.0522**

18195 East McDermott Street , Building D , Irvine , CA 92614 , USA  
Fax: 949.252.0599 , E-Mail: [Sales@Oscilent.com](mailto:Sales@Oscilent.com)

**Part No.:** **862-RF1542.0M-A**