



REV A January 2010

Oscilent Controlled Document

Ordering Code / Part Number	Product Description
802-RF2140.0M-A	WCDMA, RF-Rx SAW Filter

**Specification Contents**

- o Mechanical Dimensions
- o Test Circuit
- o Maximum Ratings
- o Electrical Specification
- o Frequency Performance
- o VSWR
- o Smith Chart

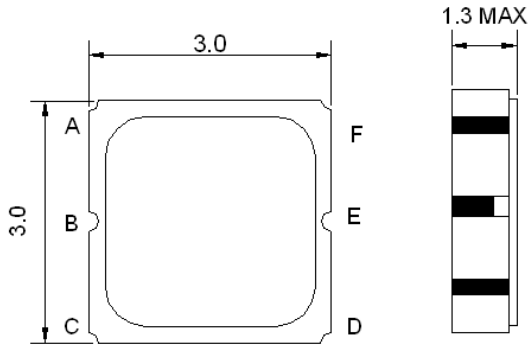
**Notes**

- o Electrostatic Sensitive Device (ESD) 
- o Avoid excessive ultrasonic exposure
- o Solderability compatible with JEDEC J-STD-020C Pb-free process, 260°C peak reflow temperature
- o This product complies with EU directive 2002/95/EC (RoHS compliance)

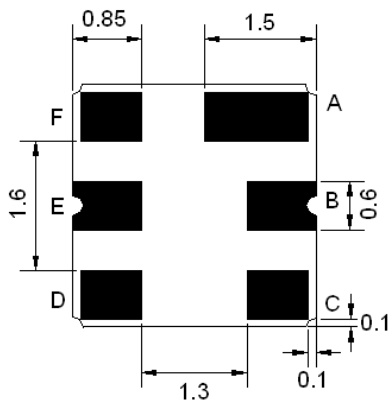




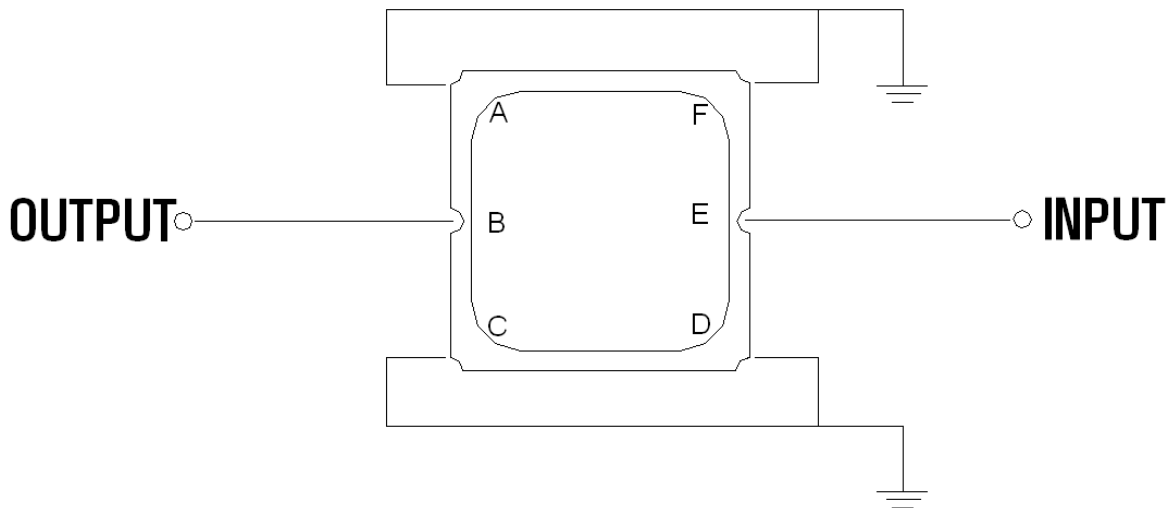
## Mechanical Dimensions (mm)



Pin Description	
A, C, D, F	Ground
E	In
B	Out



## Test Circuit



Source and Load Impedance: 50  $\Omega$

**Maximum Ratings**

Parameters Description	Unit	Minimum	Typical	Maximum
Operating Temperature Range	°C	-30	-	+85
Storage Temperature Range	°C	-40	-	+85
Maximum DC Voltage	V	-	-	7.5
Maximum Input Power	dBm	-	-	15
Source Impedance (single ended) <sup>(1)</sup>	Ω	-	50	-
Load Impedance (single ended) <sup>(1)</sup>	Ω	-	50	-

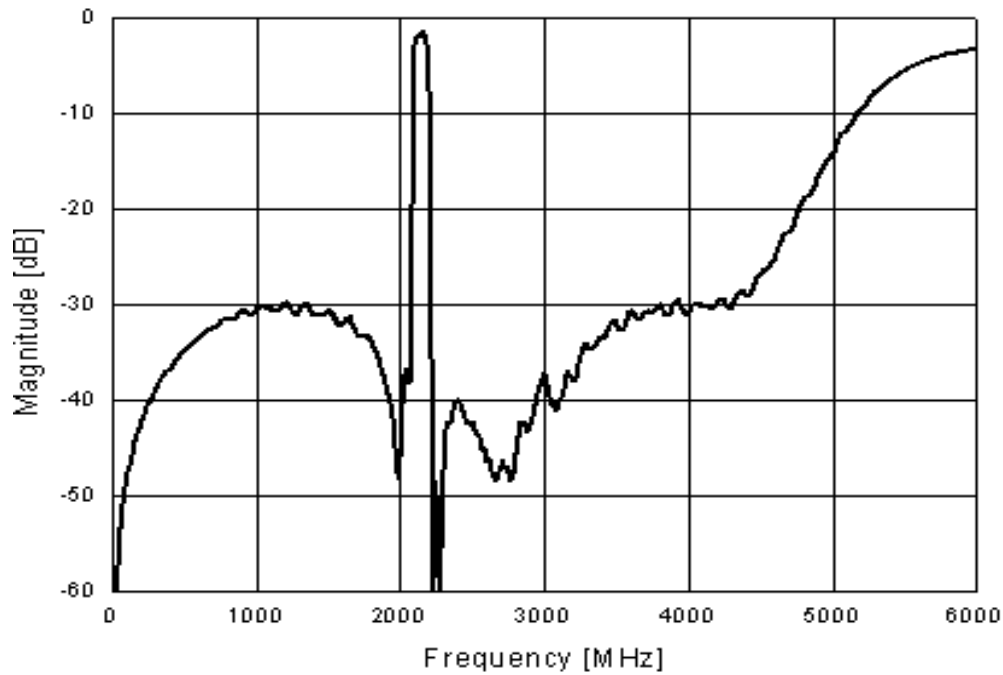
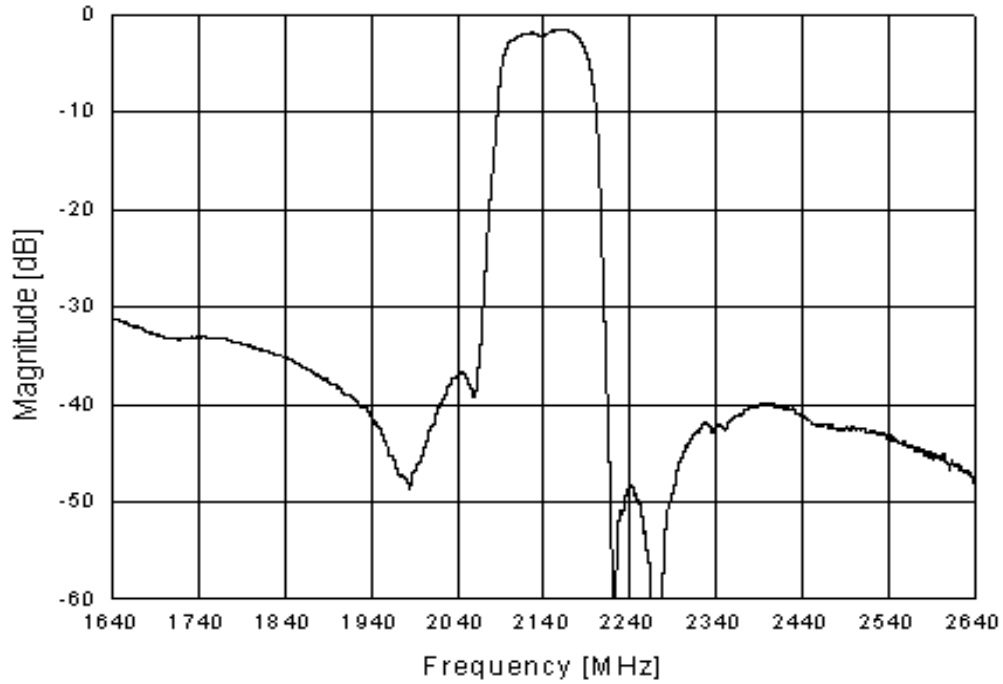
Notes: No Matching Network (Ref. Testing Environment Circuit as shown above).

**Electrical Specification**

Parameters Description	Unit	Minimum	Typical	Maximum
Center Frequency (Fo)	MHz	-	2140	-
Insertion Loss within 2110 ~ 2170 MHz	dB	-	2.2	3.5
Amplitude Ripple within 2110 ~ 2170 MHz	dB <sub>p-p</sub>	-	0.9	1.5
Attenuation:				
D.C. ~ 500 MHz	dB	25	35	-
500 ~ 2025 MHz	dB	20	30	-
2025 ~ 2050 MHz	dB	27	37	-
2230 ~ 2260 MHz	dB	41	51	-
2490 ~ 2550 MHz	dB	31	41	-
VSWR within 2110 ~ 2170 MHz	-	-	1.8	2.5

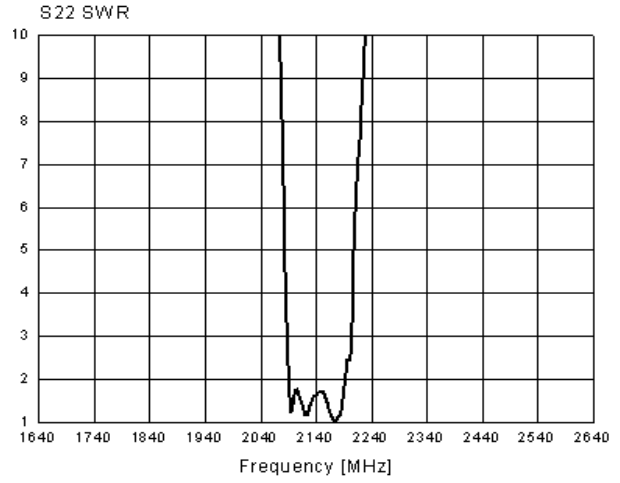
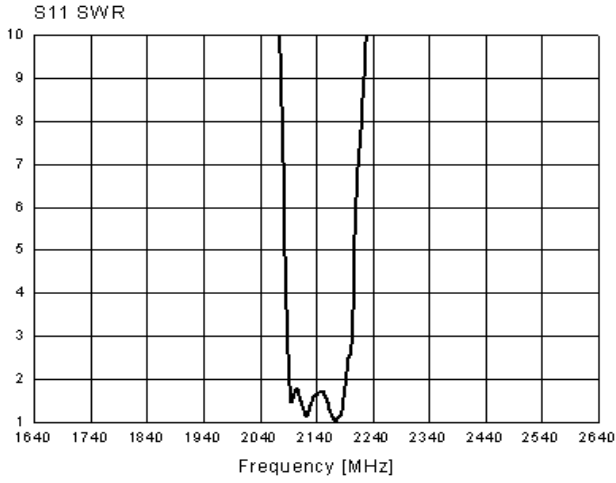


### Frequency Performance





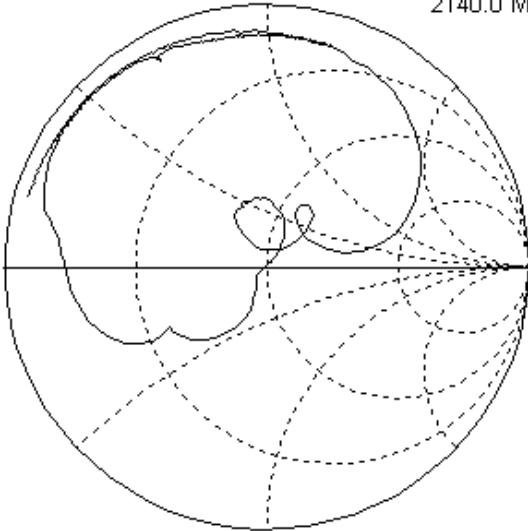
### VSWR



### Smith Chart

S11

$37.9622 + j18.2312$   
2140.0 MHz



S22

$36.3308 + j16.3245$   
2140.0 MHz

