



PRODUCT SPECIFICATION

REV A January 2010


Oscilent Controlled Document

Ordering Code / Part Number	Product Description
805-RF433.92M-D	Remote Control, RF SAW Filter

Specification Contents

- o Mechanical Dimensions
- o Test Circuit
- o Maximum Ratings
- o Electrical Specification
- o Frequency Performance

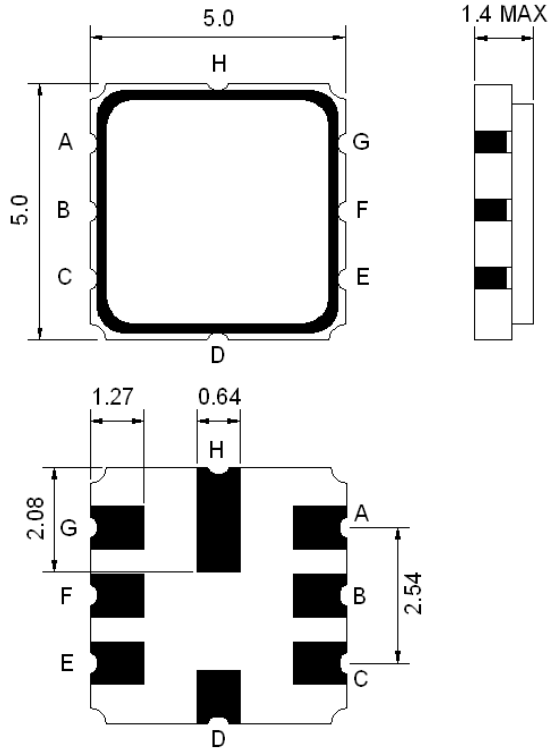
Notes

- o Electrostatic Sensitive Device (ESD) 
- o Avoid excessive ultrasonic exposure
- o Solderability compatible with JEDEC J-STD-020C Pb-free process, 260°C peak reflow temperature
- o This product complies with EU directive 2002/95/EC (RoHS compliance)



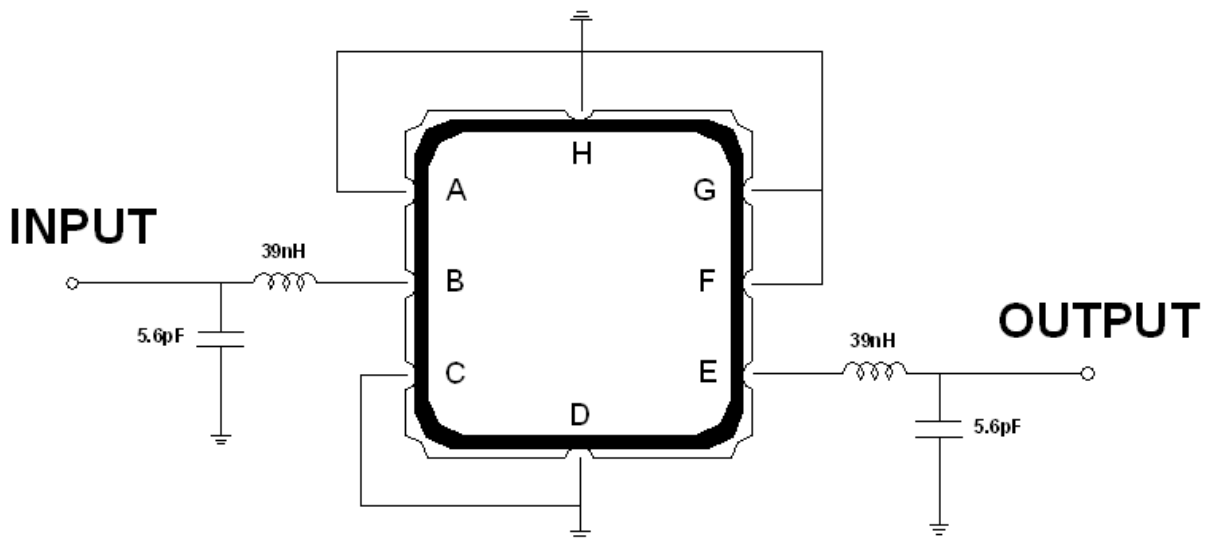


Mechanical Dimensions (mm)



Pin Description	
A, C, D, F, G, H	Ground
B	In
E	Out

Test Circuit



Source and Load Impedance: 50 Ω

**Maximum Ratings**

Parameters Description	Unit	Minimum	Typical	Maximum
Operating Temperature Range	°C	-40	-	+85
Storage Temperature Range	°C	-40	-	+85
Maximum DC Voltage	V	-	-	10
Maximum Input Power	dBm	-	-	10
Source Impedance (single ended) ⁽¹⁾	Ω	-	50	-
Load Impedance (single ended) ⁽¹⁾	Ω	-	50	-

Notes: With Matching Network

Electrical Specification

Parameters Description	Unit	Minimum	Typical	Maximum
Center Frequency (Fo)	MHz	-	433.92	-
Insertion Loss within 433.80 ~ 434.12 MHz	dB	-	2.0	4.5
Pass Band Ripple within 433.76 ~ 434.16 MHz	dB	-	1.0	2.0
Relative Attenuation				
10.0 ~ 414.0 MHz	dB	45	50	-
414.0 ~ 428.0 MHz	dB	40	45	-
428.0 ~ 432.92 MHz	dB	15	20	-
434.92 ~ 442.0 MHz	dB	10	15	-
442.0 ~ 550.0 MHz	dB	35	40	-
550.0 ~ 1000.0 MHz	dB	45	50	-



Frequency Performance

