



PRODUCT SPECIFICATION

REV A January 2010

Oscilent Controlled Document

Ordering Code / Part Number	Product Description
803-RF718.0M-A	Wireless, RF SAW Filter

Specification Contents

- o Mechanical Dimensions
- o Test Circuit
- o Maximum Ratings
- o Electrical Specification
- o Frequency Performance
- o VSWR
- o Smith Chart

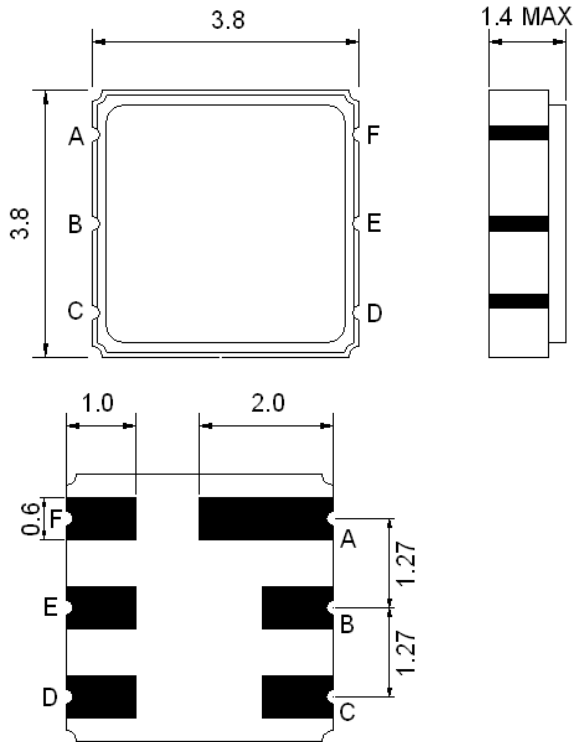
Notes

- o Electrostatic Sensitive Device (ESD) 
- o Avoid excessive ultrasonic exposure
- o Solderability compatible with JEDEC J-STD-020C Pb-free process, 260°C peak reflow temperature
- o This product complies with EU directive 2002/95/EC (RoHS compliance)



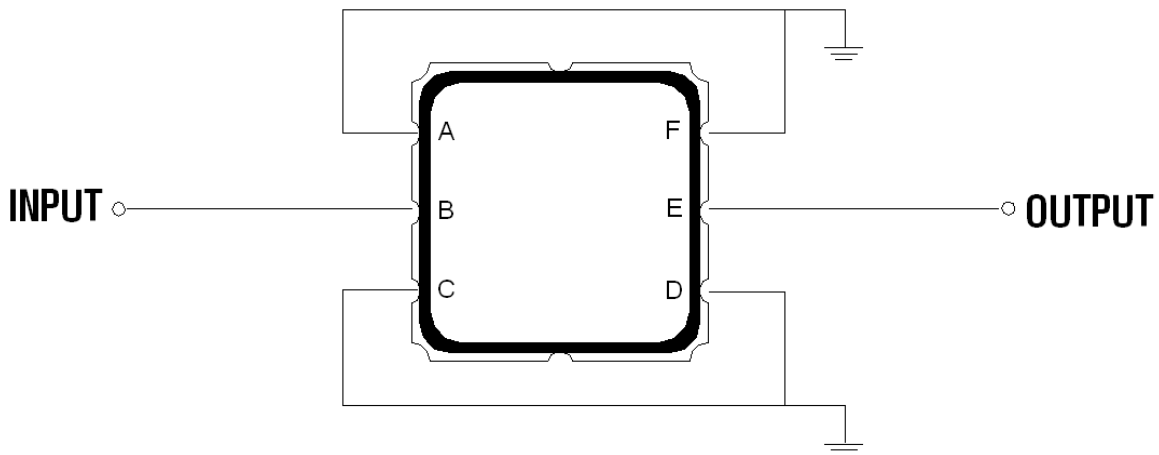


Mechanical Dimensions (mm)



Pin Description	
A, C, D, F	Ground
B	In
E	Out

Test Circuit



Source and Load Impedance: 50 Ω



Maximum Ratings

Parameters Description	Unit	Minimum	Typical	Maximum
Operating Temperature Range	°C	0	-	+50
Storage Temperature Range	°C	-40	-	+85
Maximum DC Voltage	V	-	-	5
Maximum Input Power	dBm	-	-	15
Source Impedance (single ended) ⁽¹⁾	Ω	-	50	-
Load Impedance (single ended) ⁽¹⁾	Ω	-	50	-

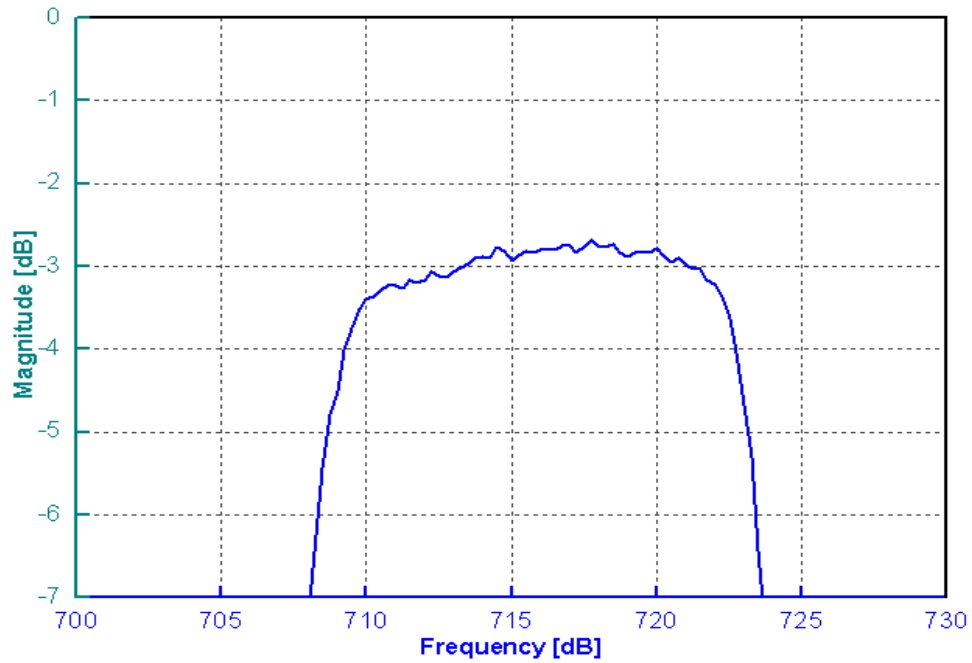
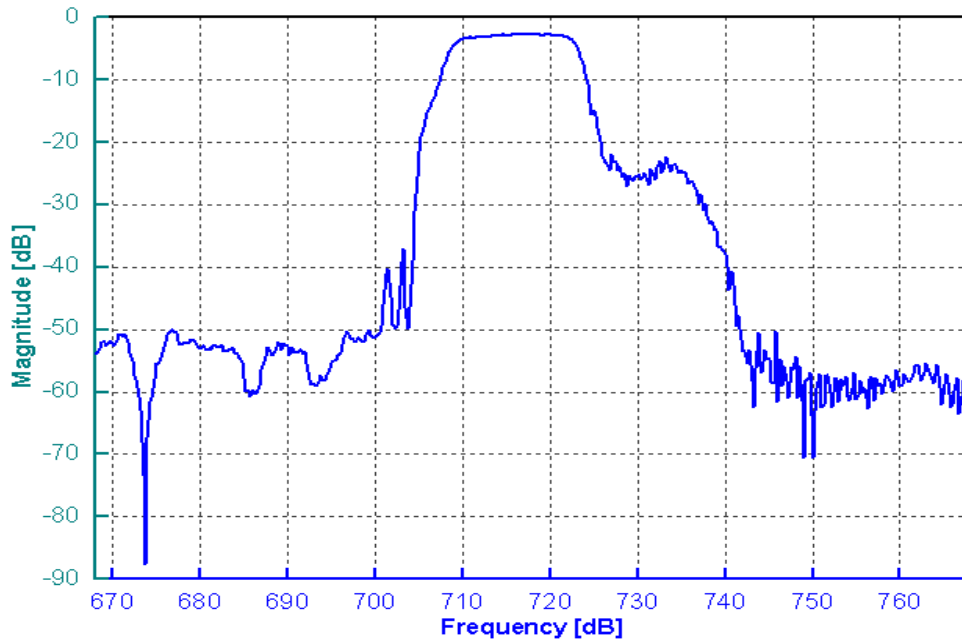
Notes: No Matching Network

Electrical Specification

Parameters Description	Unit	Minimum	Typical	Maximum
Center Frequency (Fo)	MHz	-	718.0	-
Insertion Loss within 714 ~ 722 MHz	dB	-	3.0	4.0
Amplitude Ripple within 714 ~ 722 MHz	dB _{p-p}	-	0.5	1.5
Attenuation:				
673 ~ 677 MHz	dB	45	50	-
695 ~ 698 MHz	dB	40	50	-
740 ~ 741 MHz	dB	20	28	-
759 ~ 764 MHz	dB	45	55	-
Return Loss 714 ~ 722 MHz	dB	10	15	-

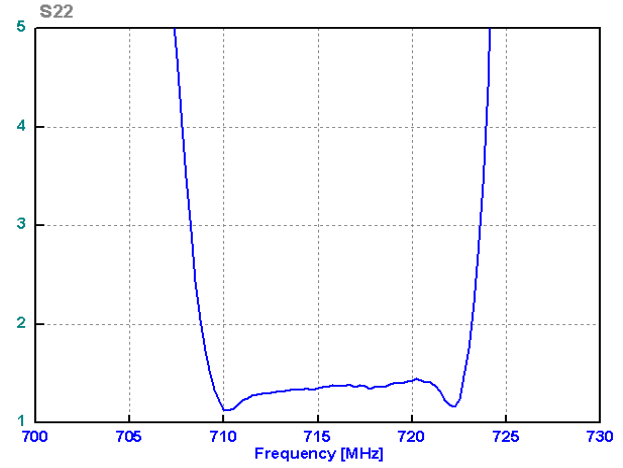
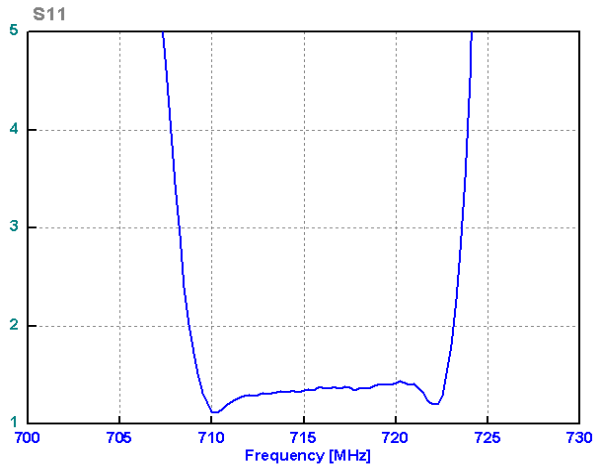


Frequency Performance





VSWR



Smith Chart

