



REV A January 2010

Oscilent Controlled Document

Ordering Code / Part Number	Product Description
803-RF374.0M-A	CDMA, RF/Tx SAW Filter

Specification Contents

- o Mechanical Dimensions
- o Test Circuit
- o Maximum Ratings
- o Electrical Specification
- o Frequency Performance
- o VSWR
- o Smith Chart

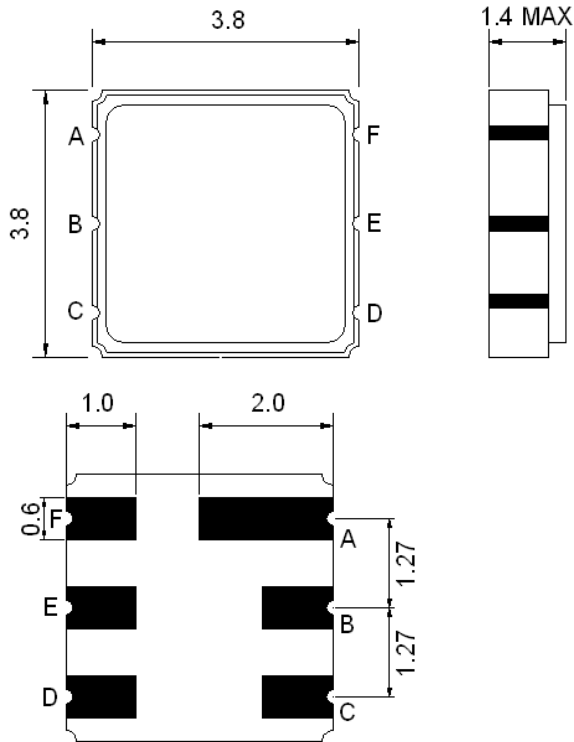
Notes

- o Electrostatic Sensitive Device (ESD) 
- o Avoid excessive ultrasonic exposure
- o Solderability compatible with JEDEC J-STD-020C Pb-free process, 260°C peak reflow temperature
- o This product complies with EU directive 2002/95/EC (RoHS compliance)



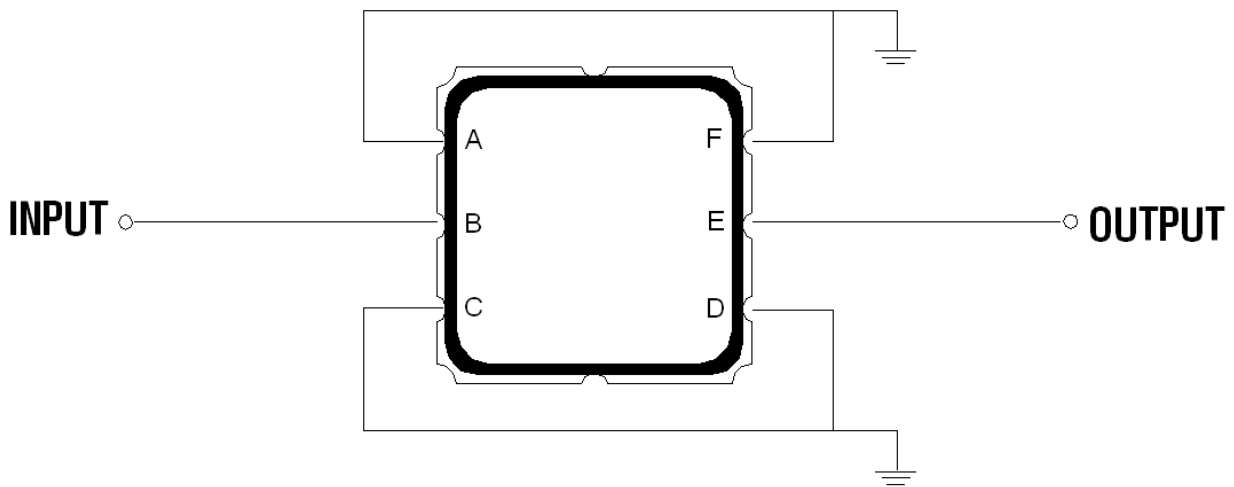


Mechanical Dimensions (mm)



Pin Description	
A, C, D, F	Ground
B	In
E	Out

Test Circuit



Source and Load Impedance: 50 Ω



Maximum Ratings

Parameters Description	Unit	Minimum	Typical	Maximum
Operating Temperature Range	°C	-30	-	+80
Storage Temperature Range	°C	-40	-	+85
Maximum DC Voltage	V	-	-	0
Maximum Input Power	dBm	-	-	27
Source Impedance (single ended) ⁽¹⁾	Ω	-	50	-
Load Impedance (single ended) ⁽¹⁾	Ω	-	50	-

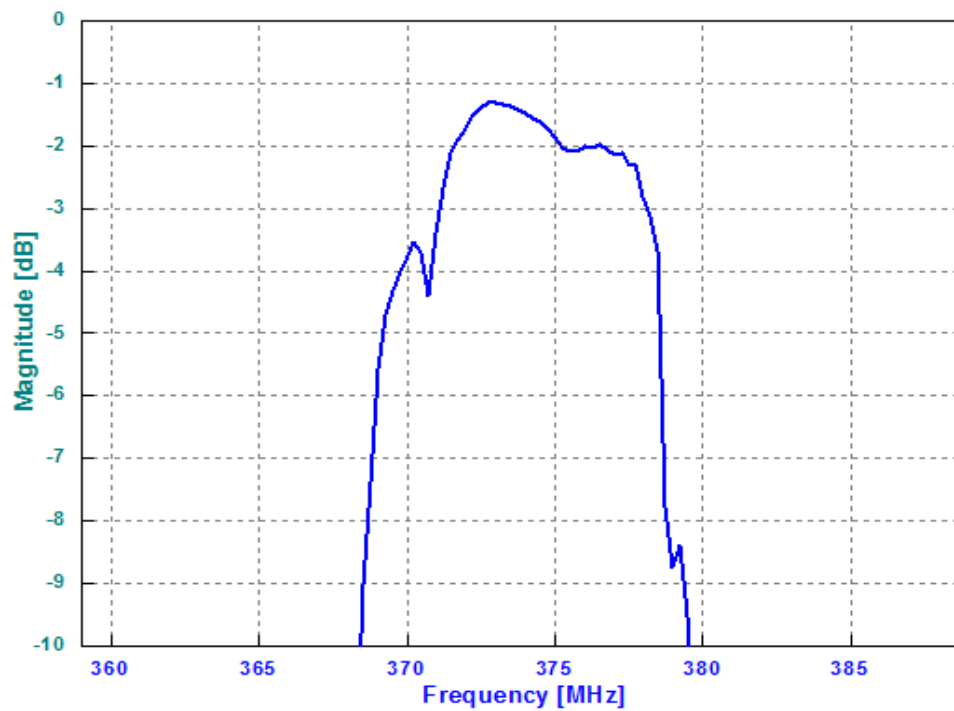
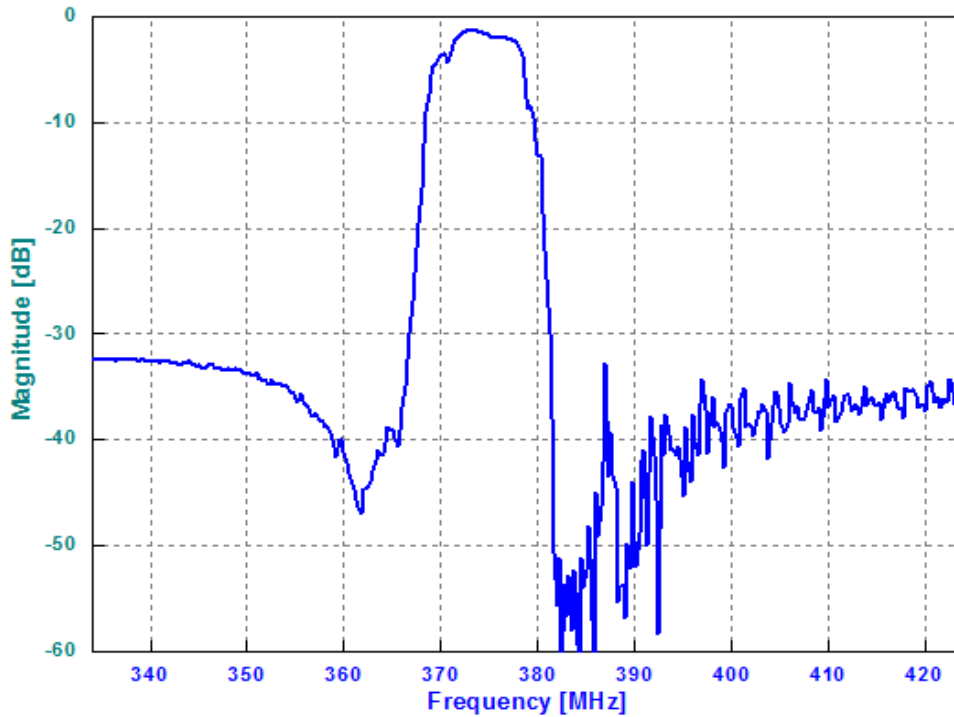
Notes: No Matching Network (Ref. Testing Environment Circuit as shown above).

Electrical Specification

Parameters Description	Unit	Minimum	Typical	Maximum
Center Frequency (Fo)	MHz	-	374.0	-
Insertion Loss within 372.0 ~ 376.0 MHz	dB	-	2.3	3.0
Amplitude Ripple within 372.0 ~ 376.0 MHz	dB _{p-p}	-	0.7	1.5
Attenuation:				
DC ~ 350.0 MHz	dB	25	29	-
382.0 ~ 386.0 MHz	dB	25	29	-
400.0 ~ 500.0 MHz	dB	28	33	-
VSWR within 372.0 ~ 376.0 MHz	-	-	1.2	2.0

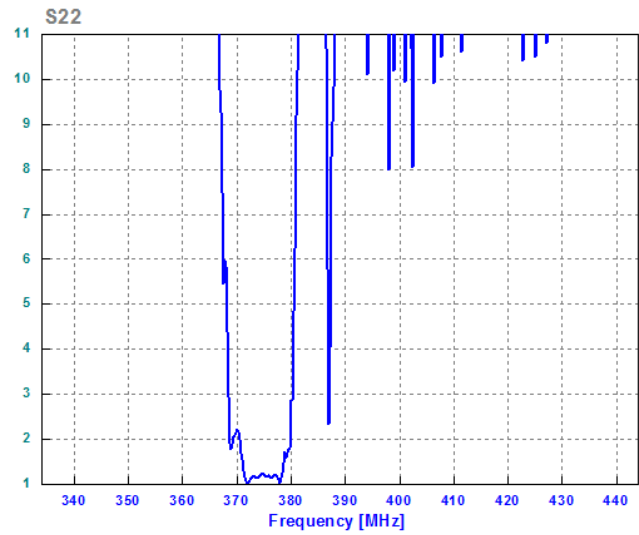
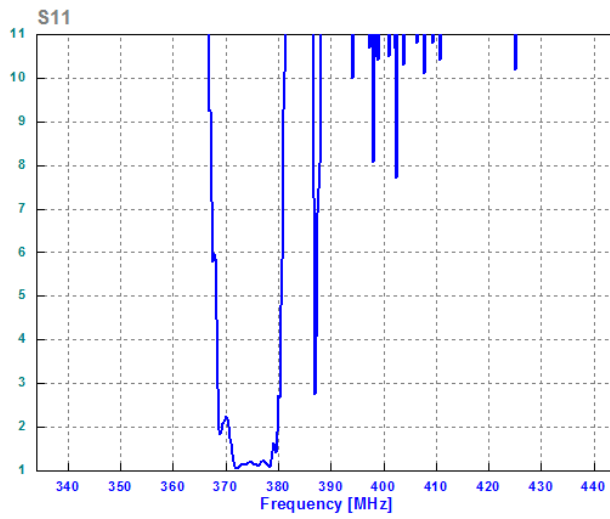


Frequency Performance





VSWR



Smith Chart

