



**Data Sheet**



Product Category: RF SAW Filter

Part Number	Package	Application	Last Modified
802-RF860.5M-B	3.0 x 3.0 SMD	iDEN Rx	Jan. 01, 2007

TYPE :

Low-Loss RF SAW Filter For iDEN Rx



PART NUMBER :

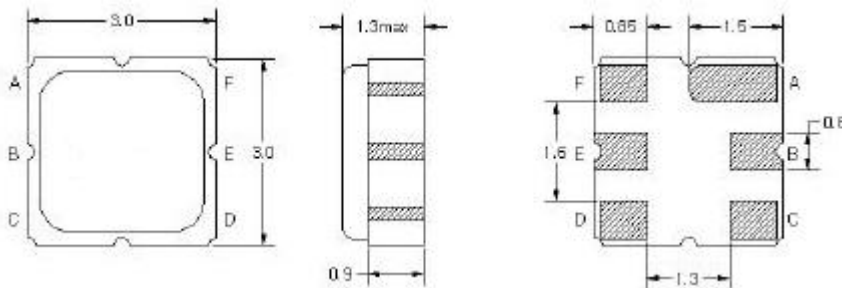
**802-RF860.5M-B**

**OPERATING CONDITIONS / ELECTRICAL CHARACTERISTICS**

PARAMETERS	Condition	Minimum	Typical	Maximum	Units
Center Frequency (Fo)	-	-	860.5	-	MHz
Maximum Insertion Loss	851.0~ 870.0 MHz	-	2.2	3.0	dB
Stop Band Attenuation:	D.C.~ 806.0 MHz	45	55	-	dB
	806.0~821.0 MHz	40	47	-	
	896.0~ 902.0MHz	28	34	-	
	905.825~ 924.825 MHz	30	39	-	
	960.0~ 979.0 MHz	37	53	-	
	1070.0~ 1089.0 MHz	47	51	-	
	1089.0~ 3000.0 MHz	27	32	-	
Amplitude Ripple	851.0~ 870.0MHz	-	0.6	1.5	dBp-p
Source Impedence (single ended)*	-	-	50	-	ohm
Load Impedance (single ended)*	-	-	50	-	ohm
VSWR	851.0~ 870.0 MHz	-	1.6	2.0	-
Group delay ripple	851.0~ 870.0MHz	-	15	40	nsp-p
Maximum DC Voltage	-	-	-	5	V
Maximum Input Power	-	-	-	15	dBm
Operating Temperature	-	-30	-	+70	°C

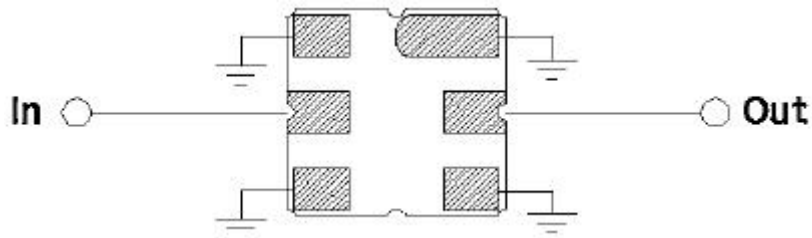
\* No Matching Network(Ref. Testing Enviroment Circuit as shown below)

**PACKAGE OUTLINE (mm)**



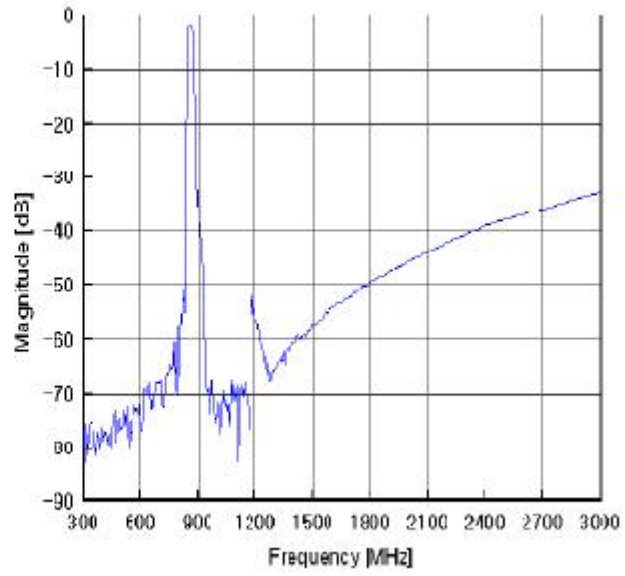
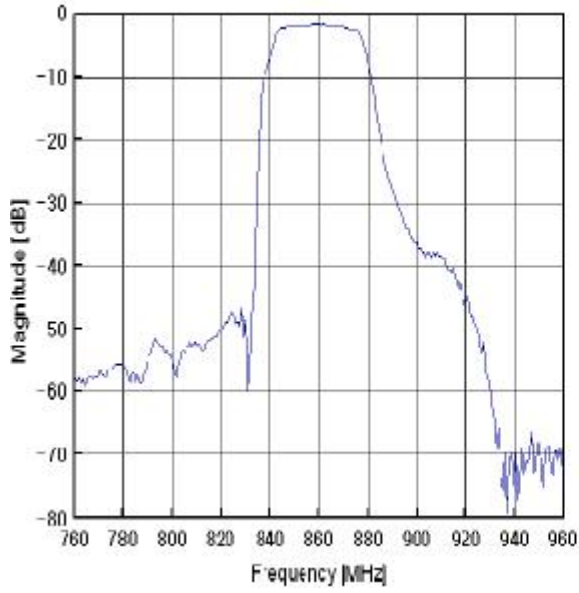
PIN LAYOUT	
A	Ground
B	Out
C	Ground
D	Ground
E	In
F	Ground

**TEST FIXTURE**

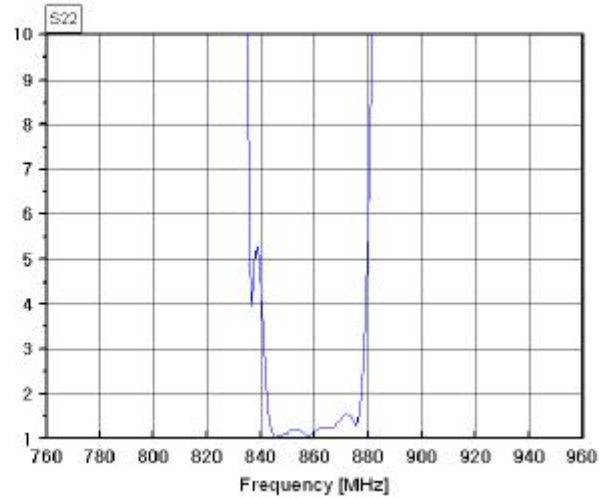
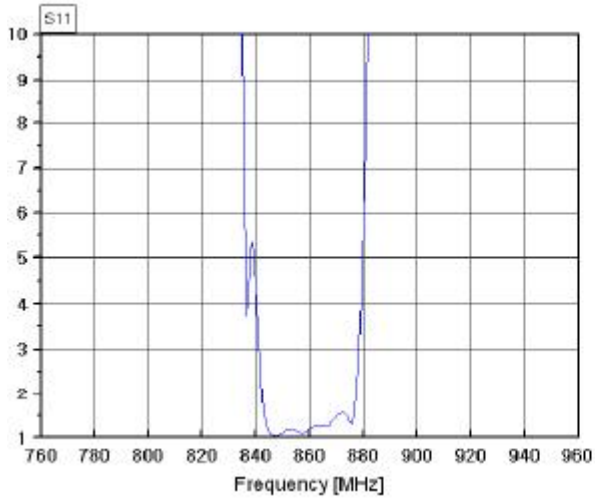


Load/ Source Impedance = 50 ohms

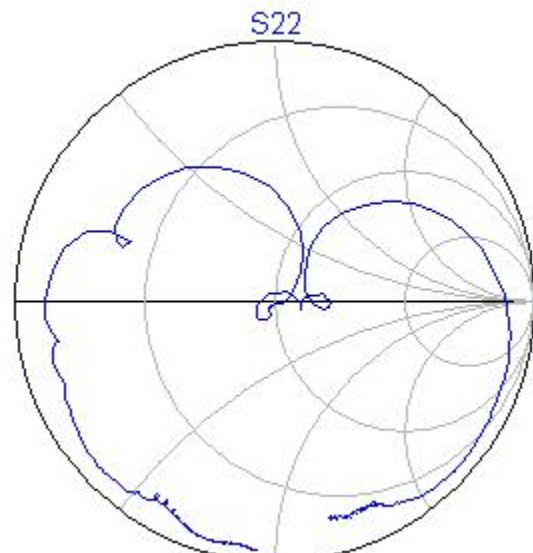
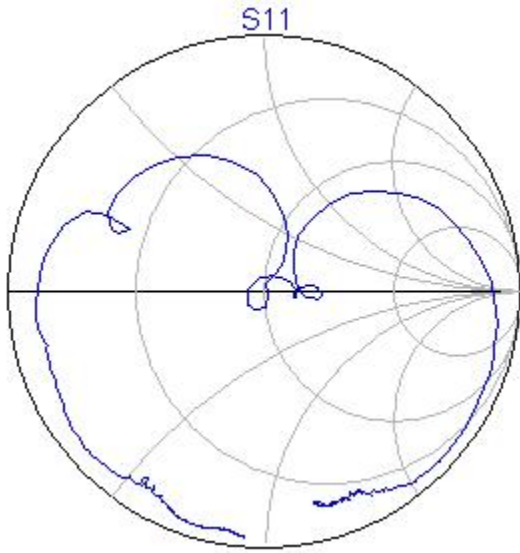
**FREQUENCY RESPONSE**



**VSWR**



**SMITH CHART**



**Oscilent Corporation** - CALL **949.252.0522**  
18195 East McDurrnott Street . Building D . Irvine . CA 92614 . USA  
Fax: 949.252.0599 . E-Mail: [Sales@Oscilent.com](mailto:Sales@Oscilent.com)

**Part No.:** 802-RF860.5M-B