



Data Sheet



Product Category: RF SAW Filter

Part Number	Package	Application	Last Modified
802-RF853.5M-A	3.0 x 3.0 SMD	Wireless	Jan. 01, 2007

TYPE :
RF SAW Filter for Wireless Communication



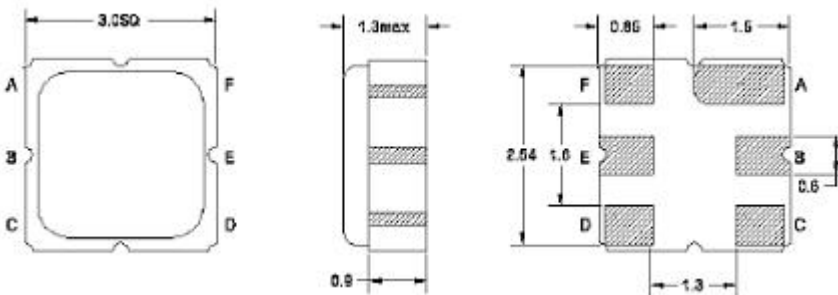
PART NUMBER :
802-RF853.5M-A

OPERATING CONDITIONS / ELECTRICAL CHARACTERISTICS

PARAMETERS	Condition	Minimum	Typical	Maximum	Units
Center Frequency (Fo)	-	-	853.5	-	MHz
Maximum Insertion Loss	851~ 856 MHz	-	2.5	4.0	dB
Stop Band Attenuation:	D.C,~ 810.0 MHz	50	60	-	dB
	810.0~830.0 MHz	42	47	-	
	895.0~ 915.0MHz	26	30	-	
	915.0~ 1500.0 MHz	50	58	-	
Source Impedance (single ended)*	-	-	50	-	ohm
Load Impedance (single ended)*	-	-	50	-	ohm
VSWR	851.0~ 856.0 MHz	-	1.4	2.0	-
Amplitude Ripple	869.0~ 894.0MHz	-	0.3	2.0	dBp-p
Maximum DC Voltage	-	-	-	5	V
Maximum Input Power	-	-	-	15	dBm
Operating Temperature	-	-15	-	+65	°C

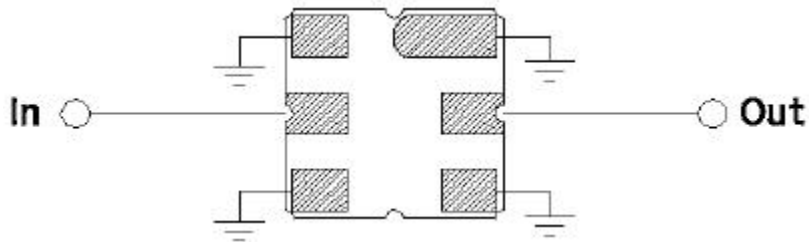
* No Matching Network(Ref. Testing Enviroment Circuit as shown below)

PACKAGE OUTLINE (mm)



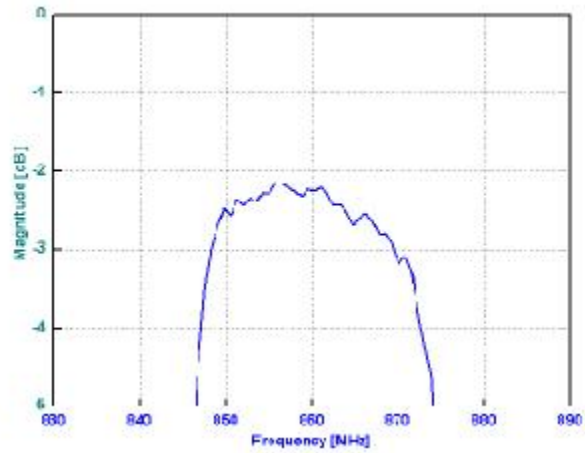
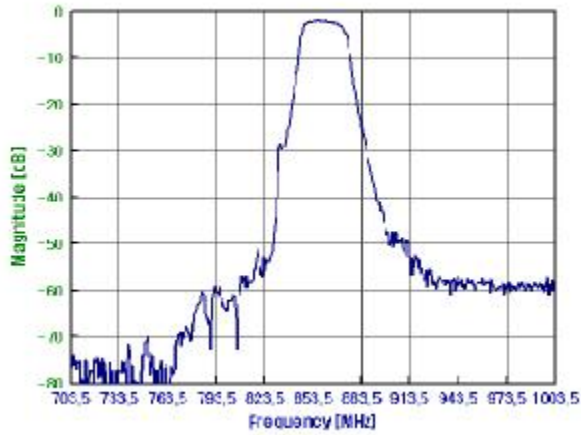
PIN LAYOUT	
A	Ground
B	Out
C	Ground
D	Ground
E	In
F	Ground

TEST FIXTURE

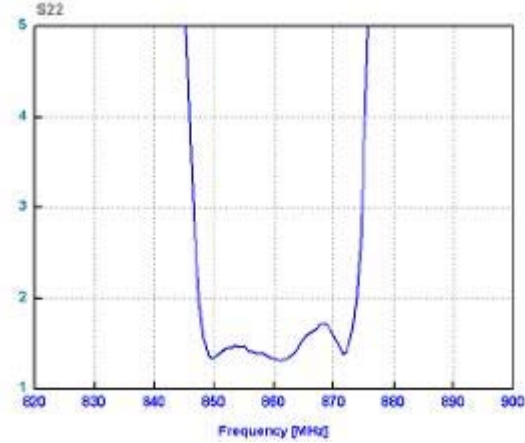
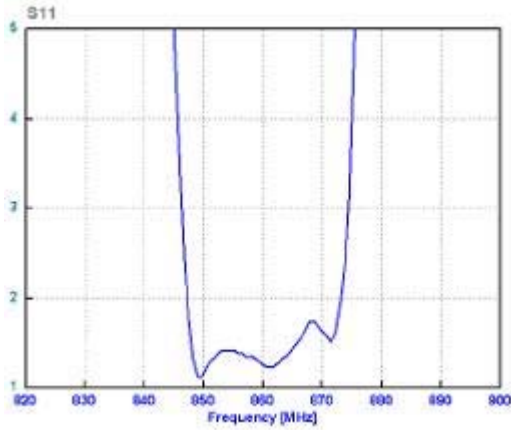


Load/ Source Impedance = 50 ohms

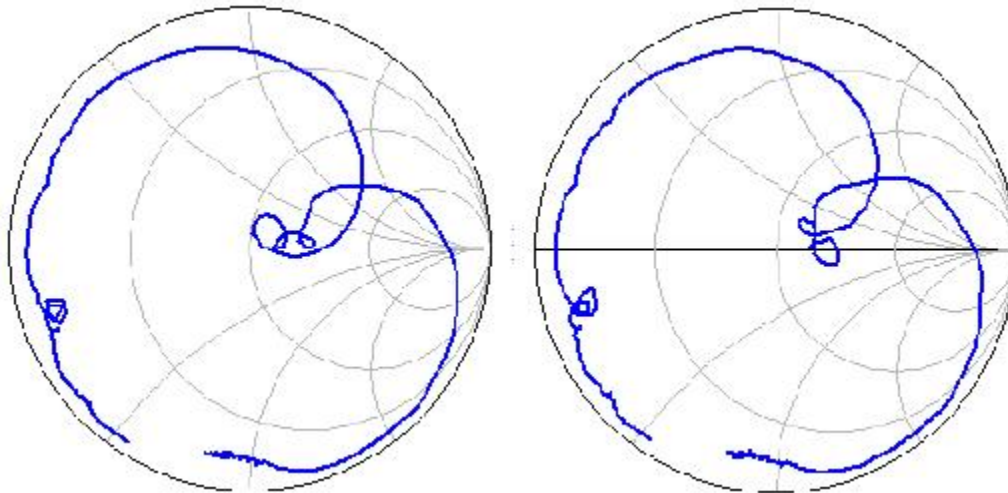
FREQUENCY RESPONSE



VSWR



SMITH CHART



Oscilent Corporation - CALL **949.252.0522**
18195 East McDermott Street , Building D , Irvine , CA 92614 , USA
Fax: 949.252.0599 , E-Mail: Sales@Oscilent.com

Part No.: 802-RF853.5M-A