



REV A January 2010


Oscilent Controlled Document

Ordering Code / Part Number	Product Description
802-RF815.5M-B	iDEN, RF-Tx SAW Filter

Specification Contents

- o Mechanical Dimensions
- o Test Circuit
- o Maximum Ratings
- o Electrical Specification
- o Frequency Performance
- o VSWR
- o Smith Chart

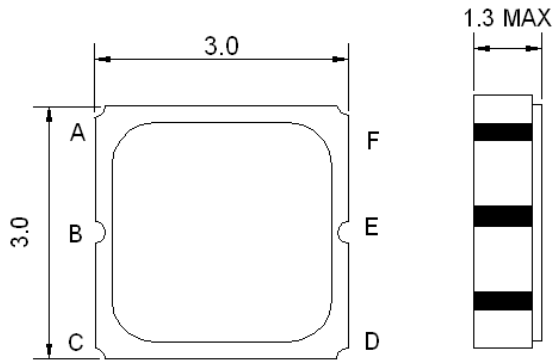
Notes

- o Electrostatic Sensitive Device (ESD) 
- o Avoid excessive ultrasonic exposure
- o Solderability compatible with JEDEC J-STD-020C Pb-free process, 260°C peak reflow temperature
- o This product complies with EU directive 2002/95/EC (RoHS compliance)

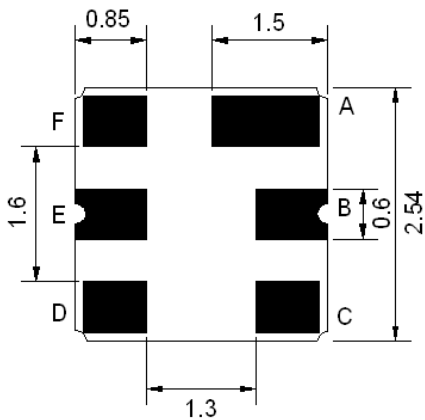




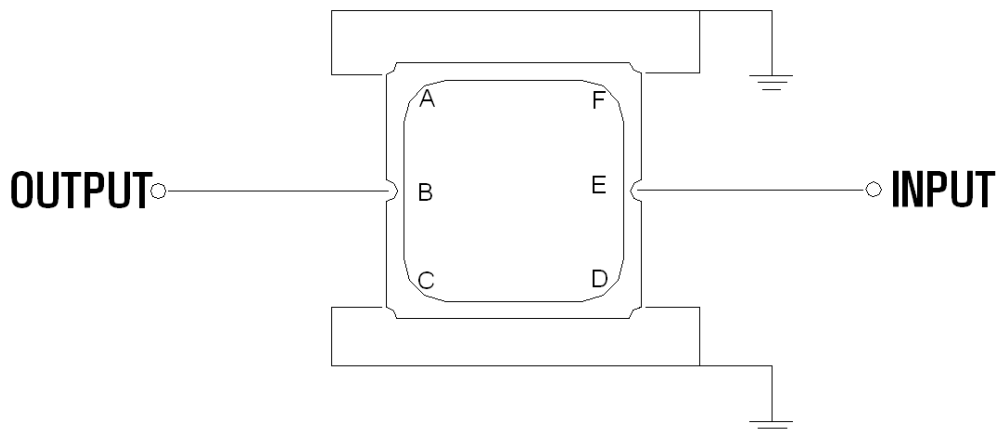
Mechanical Dimensions (mm)



Pin Description	
A, C, D, F	Ground
E	In
B	Out



Test Circuit



Source and Load Impedance: 50 Ω



Maximum Ratings

Parameters Description	Unit	Minimum	Typical	Maximum
Operating Temperature Range	°C	-30	-	+70
Storage Temperature Range	°C	-40	-	+85
Maximum DC Voltage	V	-	-	5
Maximum Input Power	dBm	-	-	20
Source Impedance (single ended) ⁽¹⁾	Ω	-	50	-
Load Impedance (single ended) ⁽¹⁾	Ω	-	50	-

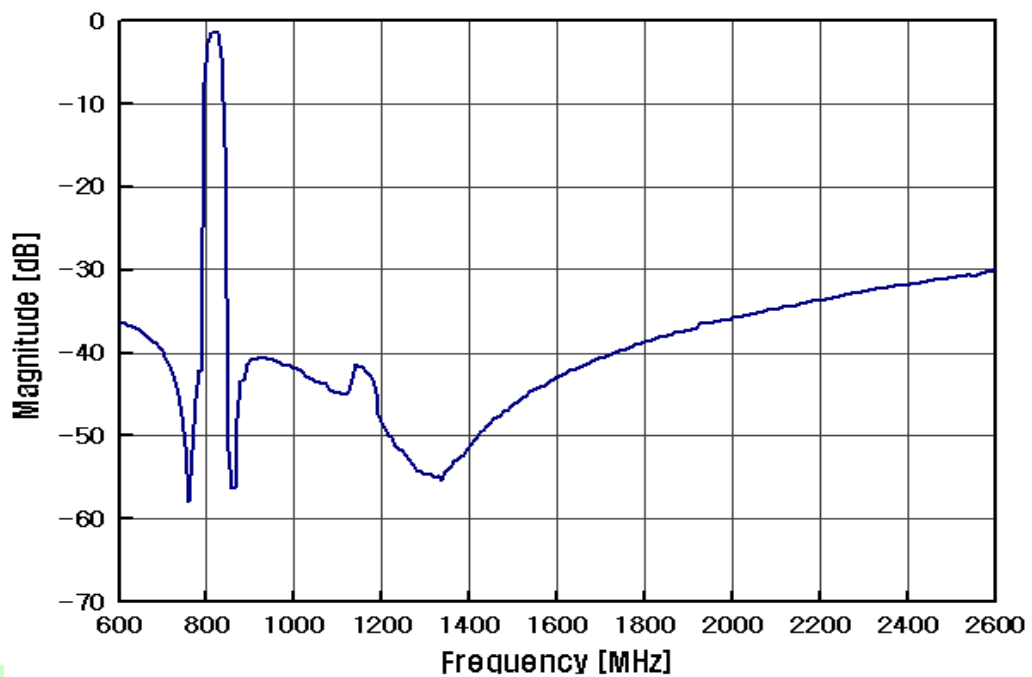
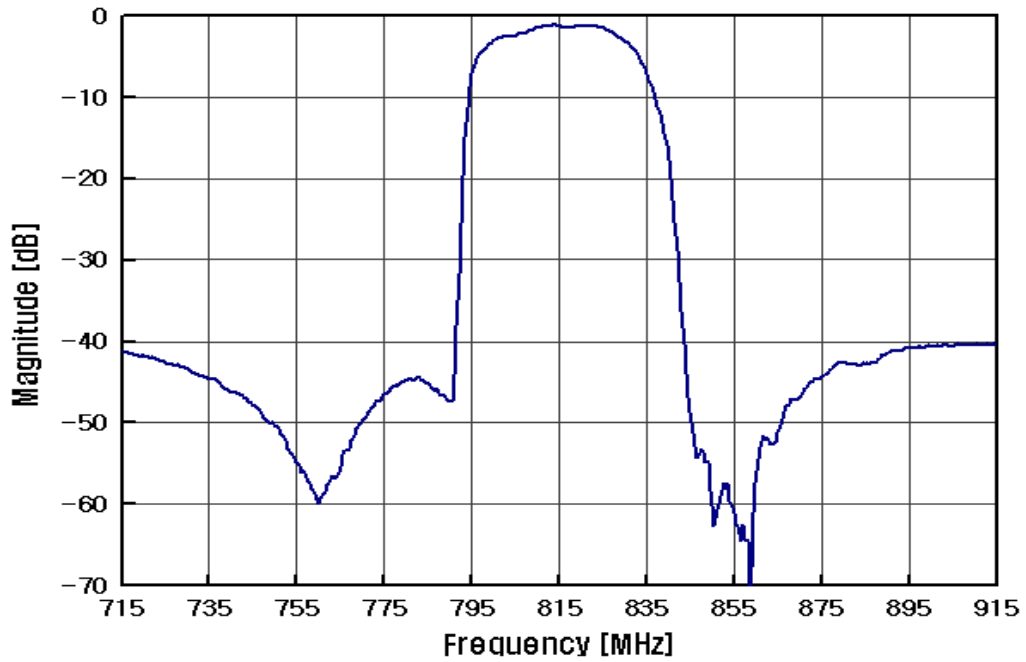
Notes: No Matching Network (Ref. Testing Environment Circuit as shown above).

Electrical Specification

Parameters Description	Unit	Minimum	Typical	Maximum
Center Frequency (Fo)	MHz	-	815.5	-
Insertion Loss within 806 ~ 825 MHz	dB	-	2.4	3.5
Group delay ripple within 806 ~ 825 MHz	ns _{p-p}	-	15	30
Attenuation:				
851.0 ~ 866.0 MHz	dB	40	46	-
935.0 ~ 940.0 MHz	dB	35	40	-
960.65 ~ 979.65 MHz	dB	35	41	-
1115.30 ~ 1134.30 MHz	dB	37	42	-
1269.95 ~ 1288.95 MHz	dB	40	51	-
1612.0 ~ 1650.0 MHz	dB	35	43	-
1650.0 ~ 2600.0 MHz	dB	25	30	-
VSWR within 806 ~ 825 MHz	-	-	1.7	2.0

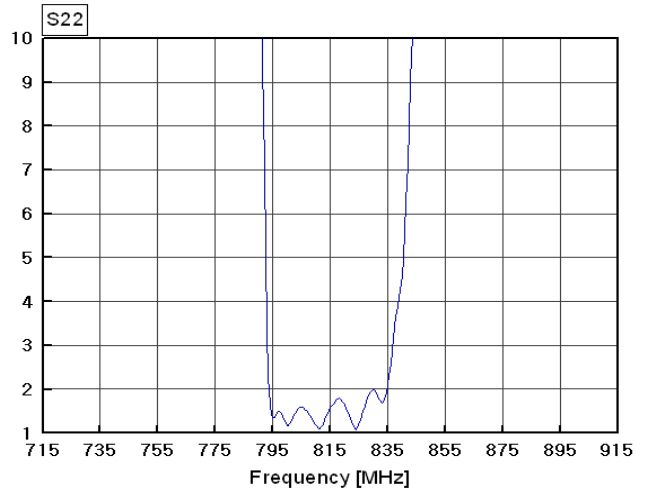
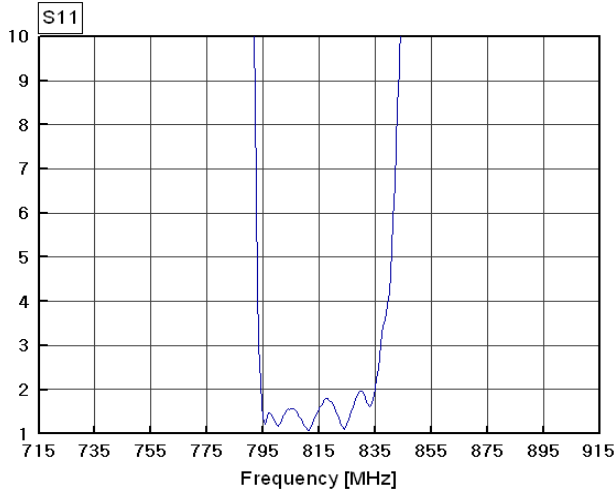


Frequency Performance





VSWR



Smith Chart

