



REV A January 2010

Oscilent Controlled Document

Ordering Code / Part Number	Product Description
802-RF457.6M-A	CDMA 450 G-Band, RF-Tx SAW Filter

### Specification Contents

- o Mechanical Dimensions
- o Test Circuit
- o Maximum Ratings
- o Electrical Specification
- o Frequency Performance
- o VSWR
- o Smith Chart

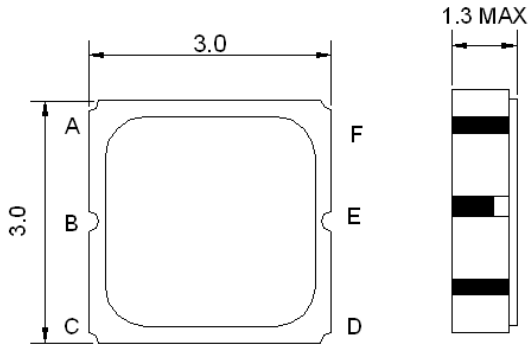
### Notes

- o Electrostatic Sensitive Device (ESD) 
- o Avoid excessive ultrasonic exposure
- o Solderability compatible with JEDEC J-STD-020C Pb-free process, 260°C peak reflow temperature
- o This product complies with EU directive 2002/95/EC (RoHS compliance)

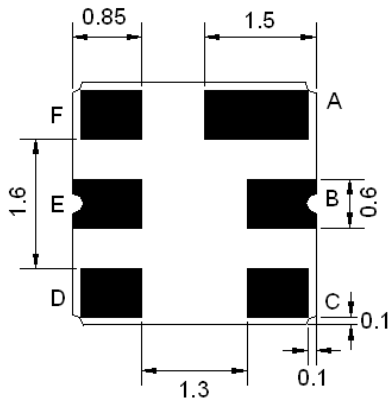




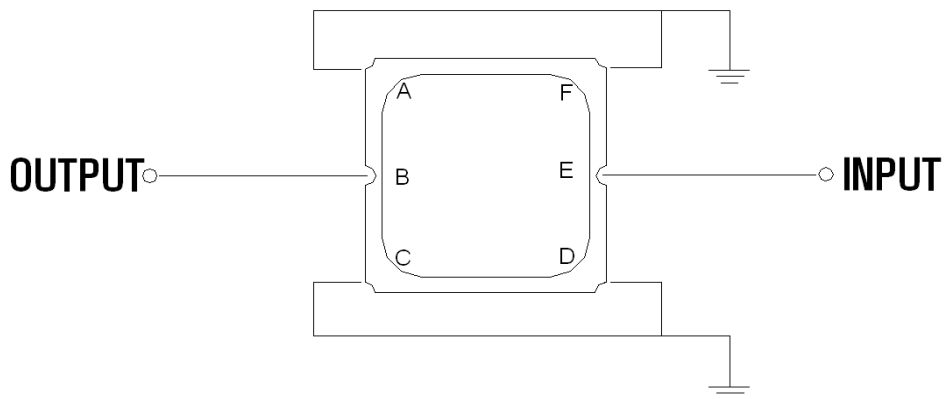
## Mechanical Dimensions (mm)



Pin Description	
A, C, D, F	Ground
E	In or Out
B	Out or In



## Test Circuit



Source and Load Impedance: 50  $\Omega$



### Maximum Ratings

Parameters Description	Unit	Minimum	Typical	Maximum
Operating Temperature Range	°C	-30	-	+80
Storage Temperature Range	°C	-40	-	+85
Maximum DC Voltage	V	-	-	0
Maximum Input Power	dBm	-	-	30
Source Impedance (single ended) <sup>(1)</sup>	Ω	-	50	-
Load Impedance (single ended) <sup>(1)</sup>	Ω	-	50	-

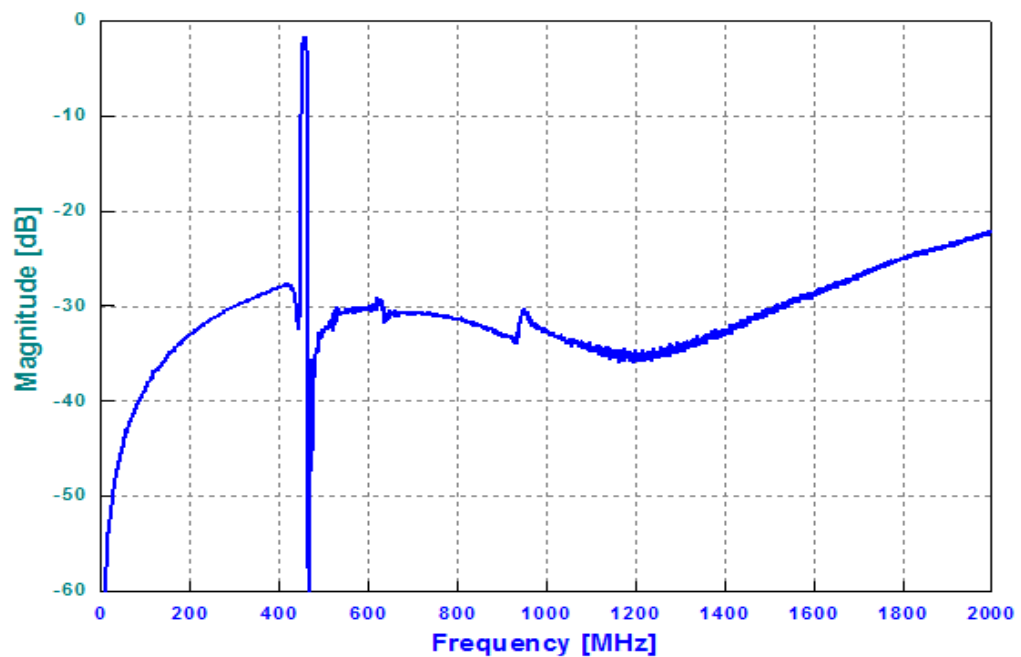
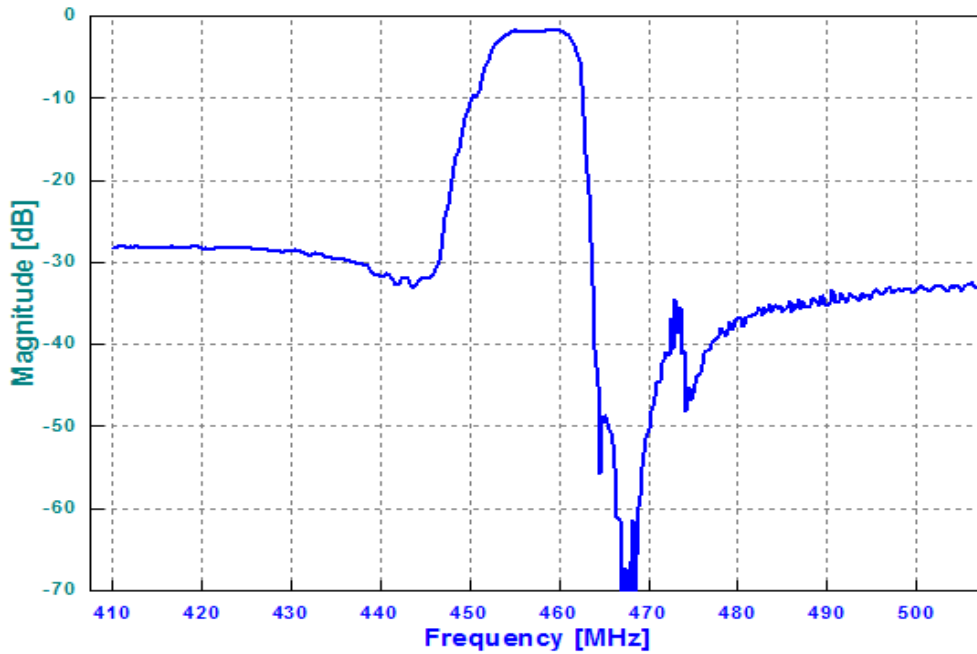
(1) No Matching Network

### Electrical Specification

Parameters Description	Unit	Minimum	Typical	Maximum
Center Frequency (Fo)	MHz	-	457.6	-
Insertion Loss within 455.2 ~ 460.0 MHz	dB	-	1.9	2.8
Attenuation:				
0.3 ~ 445.0 MHz	dB	25	28	-
465.2 ~ 470.0 MHz	dB	30	48	-
470.0 ~ 1700.0 MHz	dB	23	27	-
1700.0 ~ 2000.0 MHz	dB	15	22	-
VSWR within 455.2 ~ 460.0 MHz	-	-	1.3	2.0

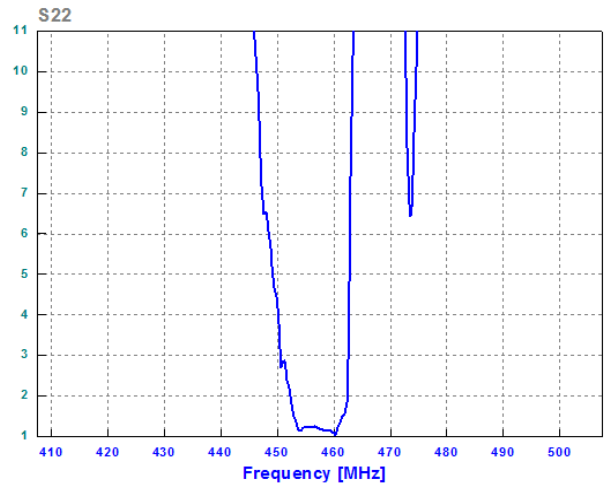
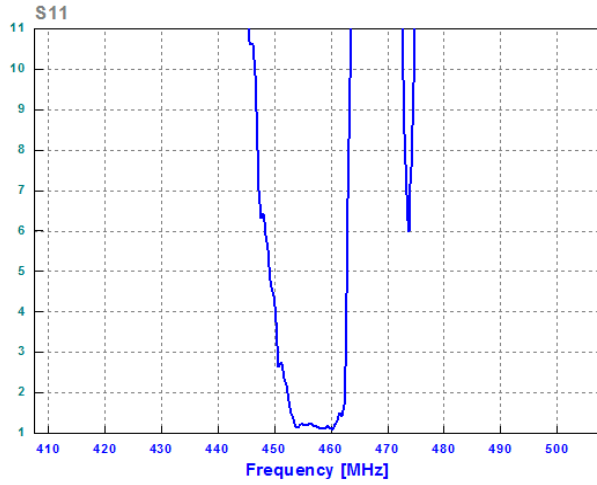


### Frequency Performance





### VSWR



### Smith Chart

