



REV A January 2010

Oscilent Controlled Document

| Ordering Code / Part Number | Product Description |
|-----------------------------|-----------------------------------|
| 802-RF423.7M-A | CDMA 450 D-Band, RF-Rx SAW Filter |

Specification Contents

- o Mechanical Dimensions
- o Test Circuit
- o Maximum Ratings
- o Electrical Specification
- o Frequency Performance
- o VSWR
- o Smith Chart

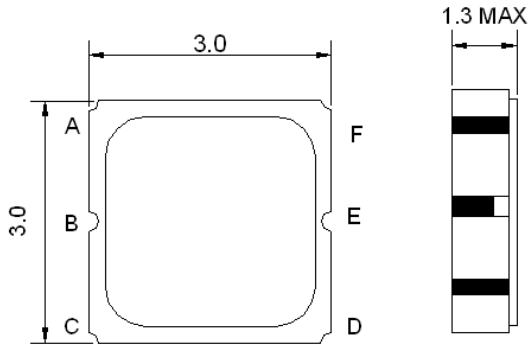
Notes

- o Electrostatic Sensitive Device (ESD) 
- o Avoid excessive ultrasonic exposure
- o Solderability compatible with JEDEC J-STD-020C Pb-free process, 260°C peak reflow temperature
- o This product complies with EU directive 2002/95/EC (RoHS compliance)

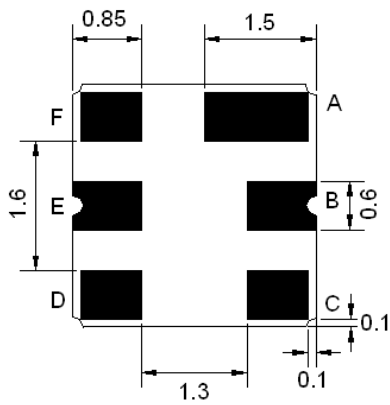




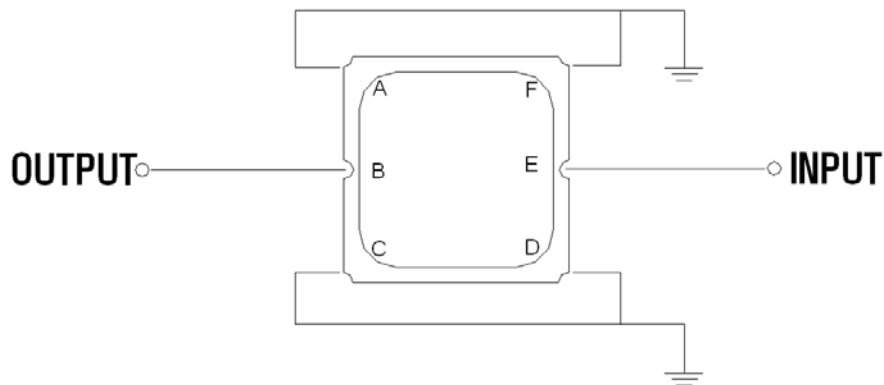
Mechanical Dimensions (mm)



| Pin Description | |
|-----------------|--------|
| A, C, D, F | Ground |
| E | In |
| B | Out |



Test Circuit



Source and Load Impedance: 50 Ω



Maximum Ratings

| Parameters Description | Unit | Minimum | Typical | Maximum |
|--|------|---------|---------|---------|
| Operating Temperature Range | °C | -30 | - | +80 |
| Storage Temperature Range | °C | -40 | - | +85 |
| Maximum DC Voltage | V | - | - | 0 |
| Maximum Input Power | dBm | - | - | 27 |
| Source Impedance (single ended) ⁽¹⁾ | Ω | - | 50 | - |
| Load Impedance (single ended) ⁽¹⁾ | Ω | - | 50 | - |

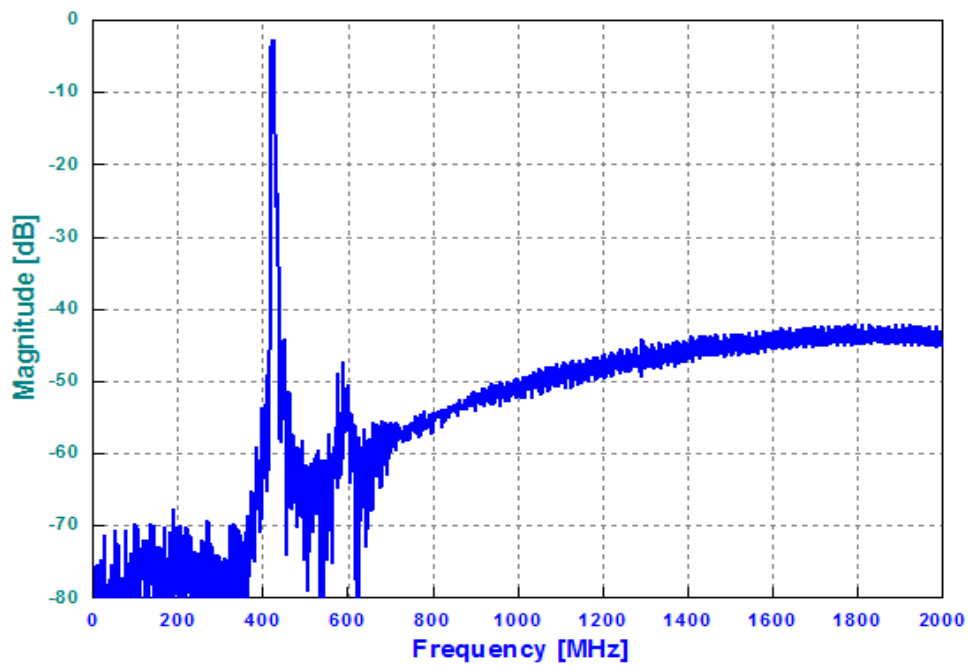
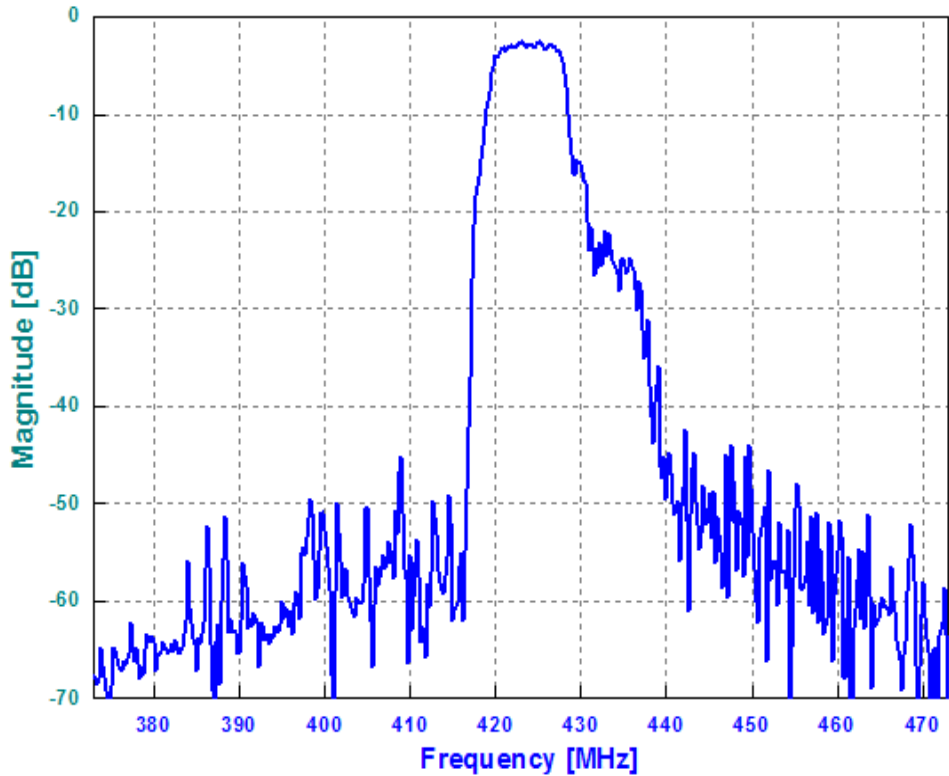
(1) No Matching Network

Electrical Specification

| Parameters Description | Unit | Minimum | Typical | Maximum |
|---|------|---------|---------|---------|
| Center Frequency (Fo) | MHz | - | 423.7 | - |
| Insertion Loss within 421.6 ~ 425.9 MHz | dB | - | 3.2 | 3.5 |
| Attenuation: | | | | |
| 0.3 ~ 411.6 MHz | dB | 37 | 47 | - |
| 411.6 ~ 415.9 MHz | dB | 35 | 49 | - |
| 442.0 ~ 600.0 MHz | dB | 40 | 47 | - |
| 600.0 ~ 1200.0 MHz | dB | 40 | 47 | - |
| 1200.0 ~ 2000.0 MHz | dB | 30 | 40 | - |
| VSWR within 421.6 ~ 425.9 MHz | - | - | 1.5 | 2.4 |

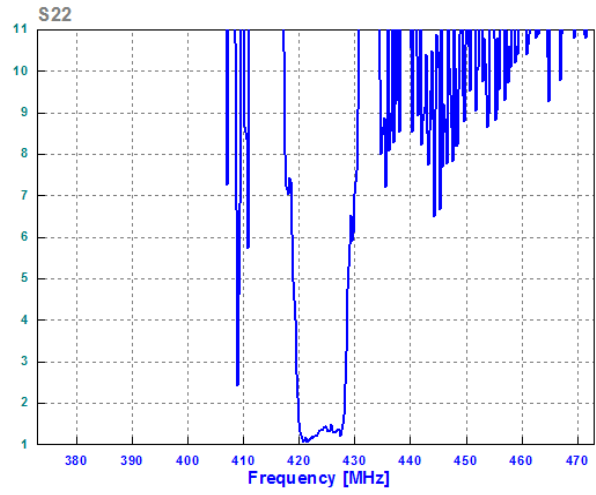
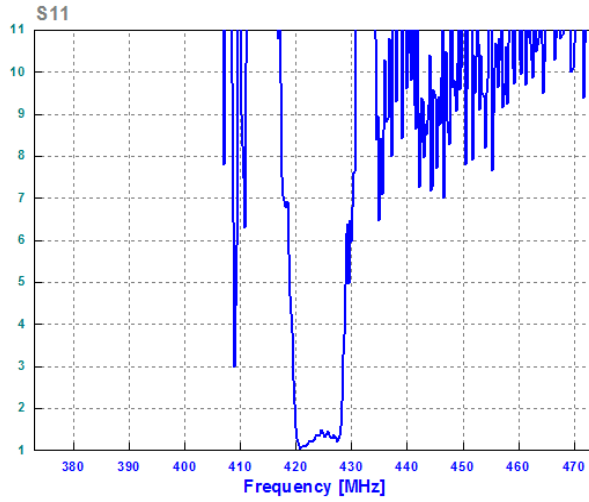


Frequency Performance





VSWR



Smith Chart

