



REV A January 2010

Oscilent Controlled Document

Ordering Code / Part Number	Product Description
802-RF1802.5M-A	Wireless, RF SAW Filter

Specification Contents

- o Mechanical Dimensions
- o Test Circuit
- o Maximum Ratings
- o Electrical Specification
- o Frequency Performance
- o VSWR
- o Smith Chart

Notes

- o Electrostatic Sensitive Device (ESD) 
- o Avoid excessive ultrasonic exposure
- o Solderability compatible with JEDEC J-STD-020C Pb-free process, 260°C peak reflow temperature
- o This product complies with EU directive 2002/95/EC (RoHS compliance)

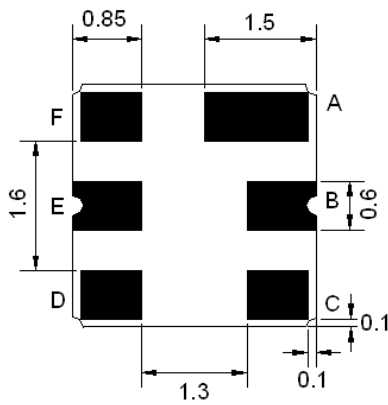




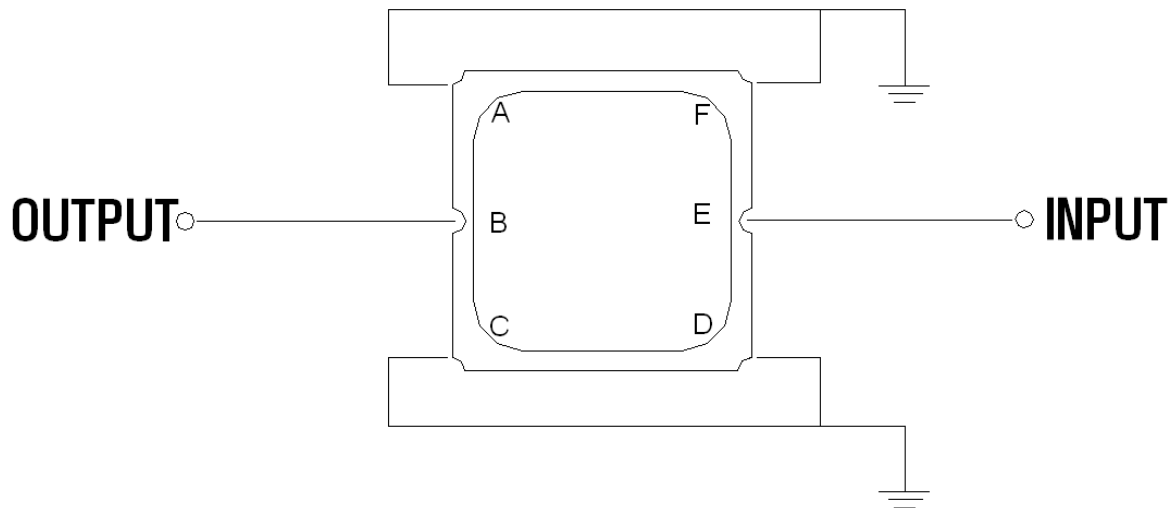
Mechanical Dimensions (mm)



Pin Description	
A, C, D, F	Ground
E	In
B	Out



Test Circuit



Source and Load Impedance: 50 Ω

**Maximum Ratings**

Parameters Description	Unit	Minimum	Typical	Maximum
Operating Temperature Range	°C	-30	-	+85
Storage Temperature Range	°C	-40	-	+85
Maximum DC Voltage	V	-	-	0
Maximum Input Power	dBm	-	-	5
Source Impedance (single ended) ⁽¹⁾	Ω	-	50	-
Load Impedance (single ended) ⁽¹⁾	Ω	-	50	-

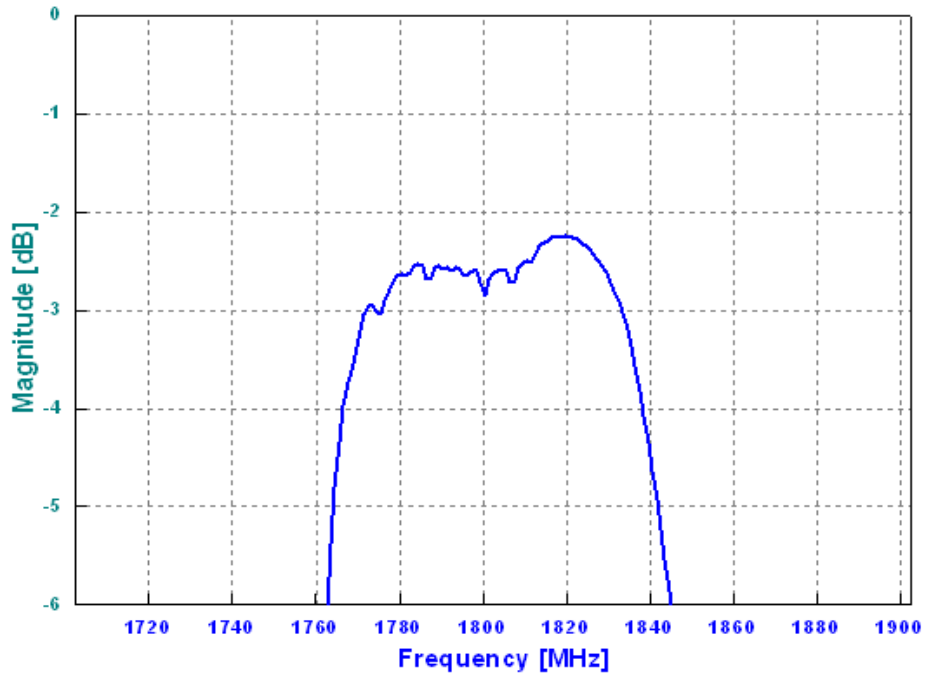
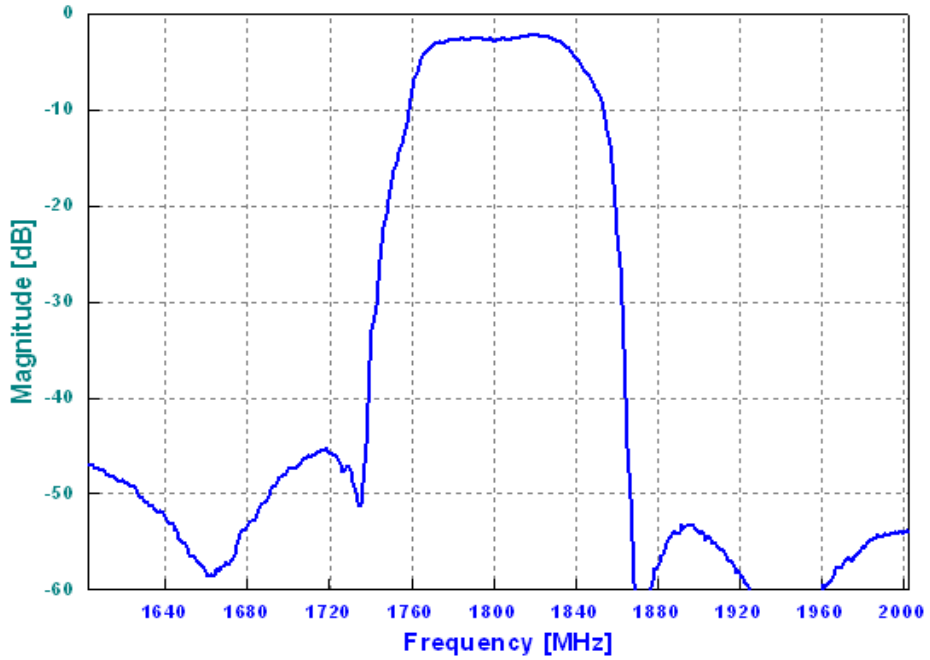
Notes: No Matching Network (Ref. Testing Environment Circuit as shown above).

Electrical Specification

Parameters Description	Unit	Minimum	Typical	Maximum
Center Frequency (Fo)	MHz	-	1802.5	-
Insertion Loss within 1800.0~1805.0 MHz	dB	-	2.6	3.5
Amplitude Ripple within 1800.0~1805.0 MHz	dB _{p-p}	-	0.3	1.5
Attenuation:				
Fo-70.0 MHz	dB	30	40	-
Fo+70.0 MHz	dB	30	45	-
VSWR within 1800.0~1885.0 MHz	-	-	2.1	2.5

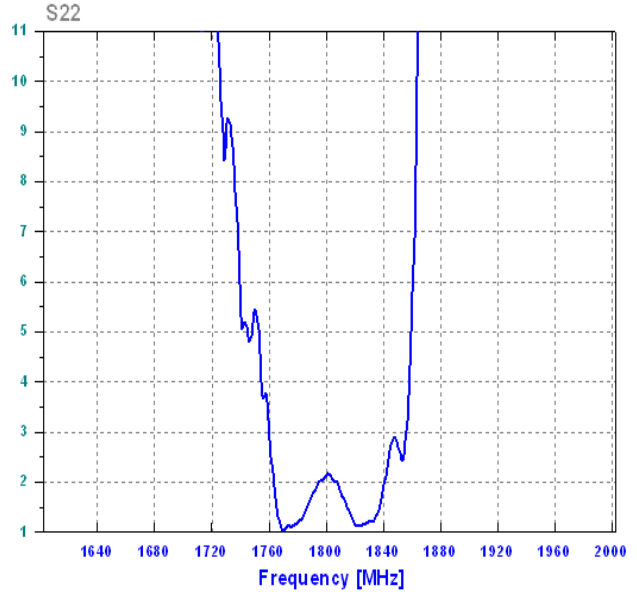
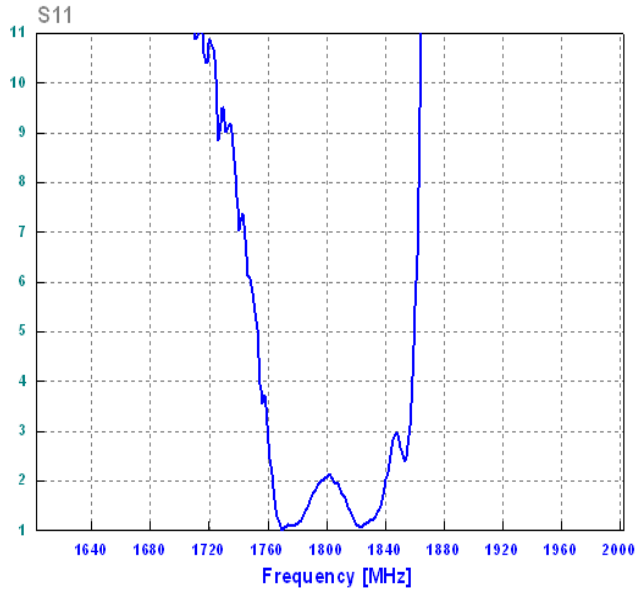


Frequency Performance





VSWR



Smith Chart

