



REV A January 2010

Oscilent Controlled Document

Ordering Code / Part Number	Product Description
872-RF453.5M-B	CDMA 450 H-Band, RF/Tx SAW Filter

### Specification Contents

- o Mechanical Dimensions
- o Test Circuit
- o Maximum Ratings
- o Electrical Specification
- o Frequency Performance
- o VSWR
- o Smith Chart

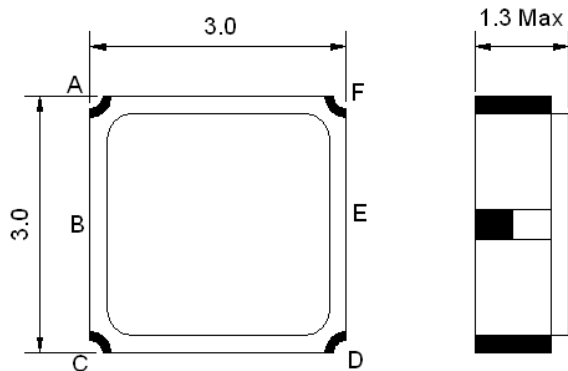
### Notes

- o Electrostatic Sensitive Device (ESD) 
- o Avoid excessive ultrasonic exposure
- o Solderability compatible with JEDEC J-STD-020C Pb-free process, 260°C peak reflow temperature
- o This product complies with EU directive 2002/95/EC (RoHS compliance)

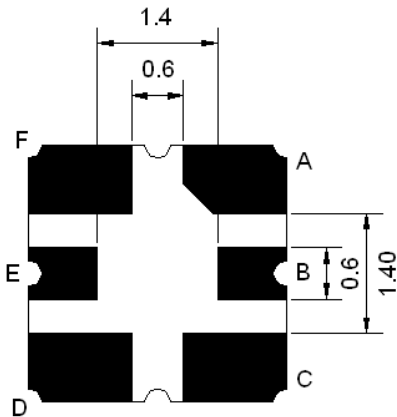




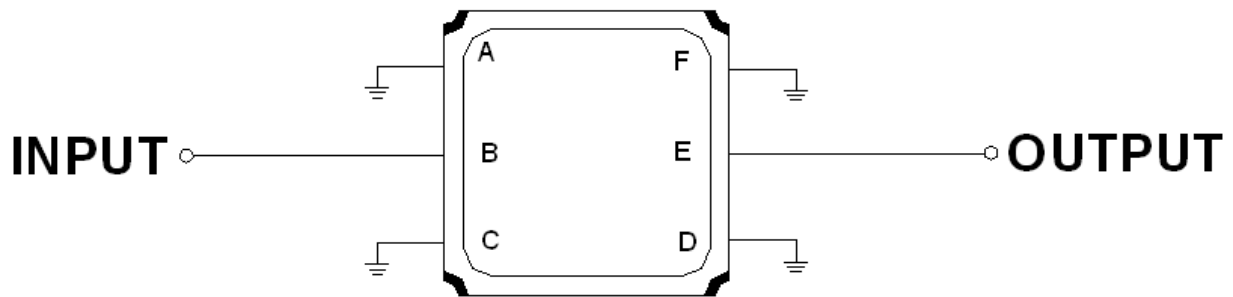
**Mechanical Dimensions (mm)**



Pin Description	
A, C, D, F	Ground
B	In
E	Out



**Test Circuit**



Source and Load Impedance: 50  $\Omega$

**Maximum Ratings**

Parameters Description	Unit	Minimum	Typical	Maximum
Operating Temperature Range	°C	-30	-	+80
Storage Temperature Range	°C	-	-	-
Maximum DC Voltage	V	-	-	5
Maximum Input Power	dBm	-	-	31
Source Impedance (single ended) <sup>(1)</sup>	Ω	-	50	-
Load Impedance (single ended) <sup>(1)</sup>	Ω	-	50	-

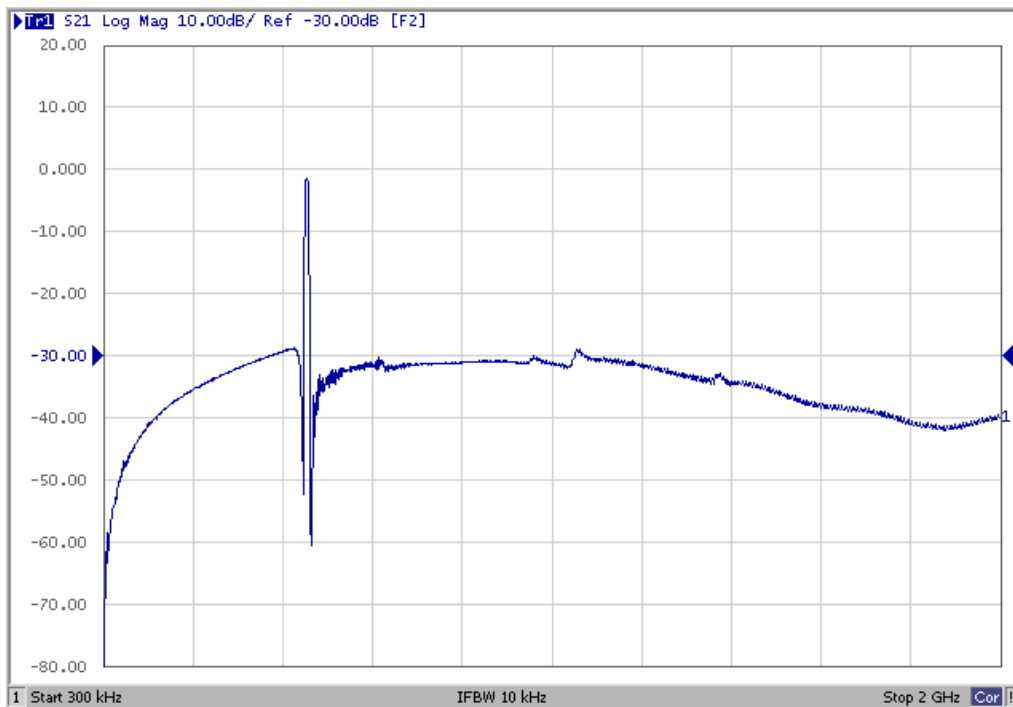
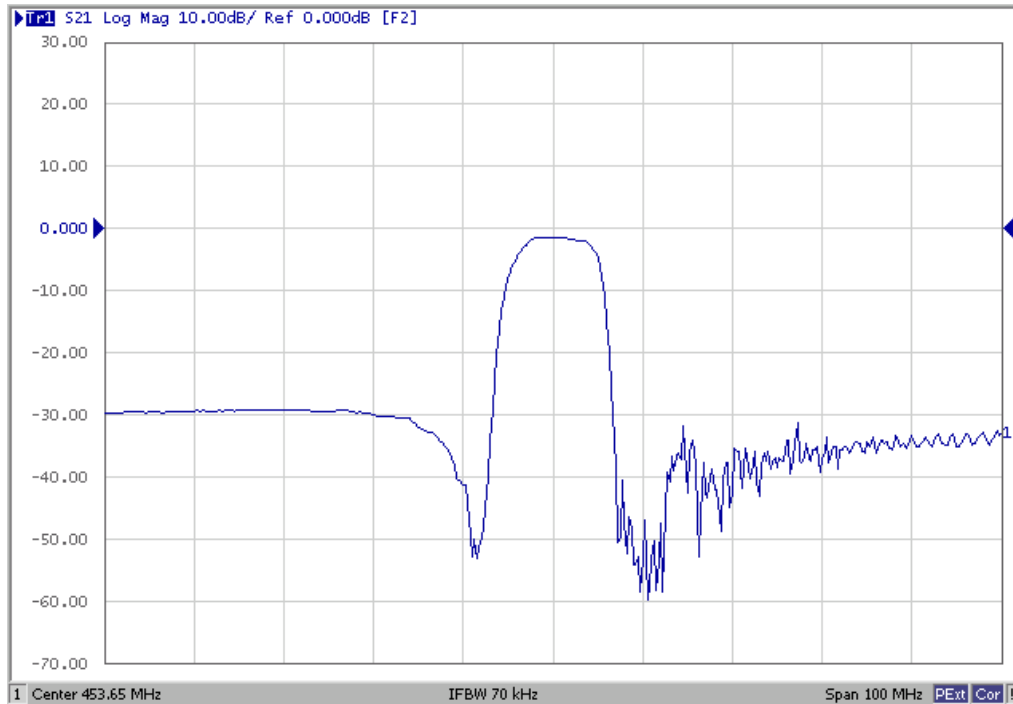
Notes: No Matching Network

**Electrical Specification**

Parameters Description	Unit	Minimum	Typical	Maximum
Center Frequency (Fo)	MHz	-	453.65	-
Insertion Loss within 451.3 ~456.0 MHz	dB	-	1.5	2.8
Stop Band Attenuation:				
D.C. ~ 350.0 MHz	dB	30	33	-
350.0 ~ 440.0 MHz	dB	25	30	-
461.3 ~ 462.3 MHz	dB	35	45	-
462.3 ~ 464.5 MHz	dB	40	50	-
464.5 ~ 466.0 MHz	dB	35	45	-
466.0 ~ 850.0 MHz	dB	30	35	-
850.0 ~ 950.0 MHz	dB	28	33	-
950.0 ~ 1500.0 MHz	dB	25	33	-
1500.0 ~ 2100.0 MHz	dB	10	35	-
VSWR within 451.3 ~ 456.0 MHz	-	-	1.6	2.0



## Frequency Performance



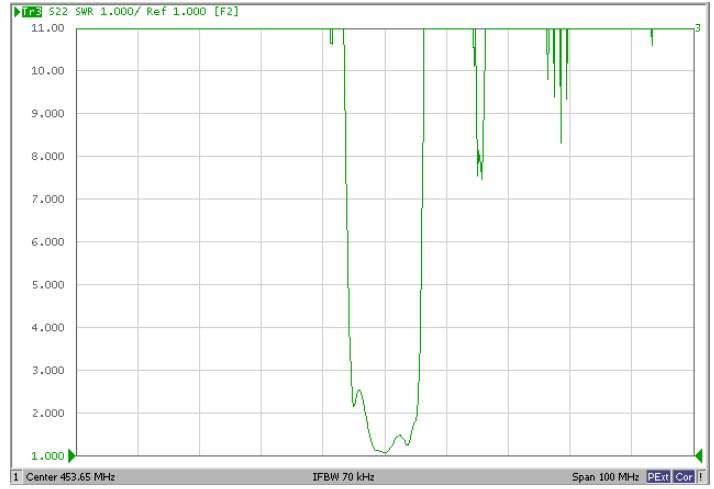
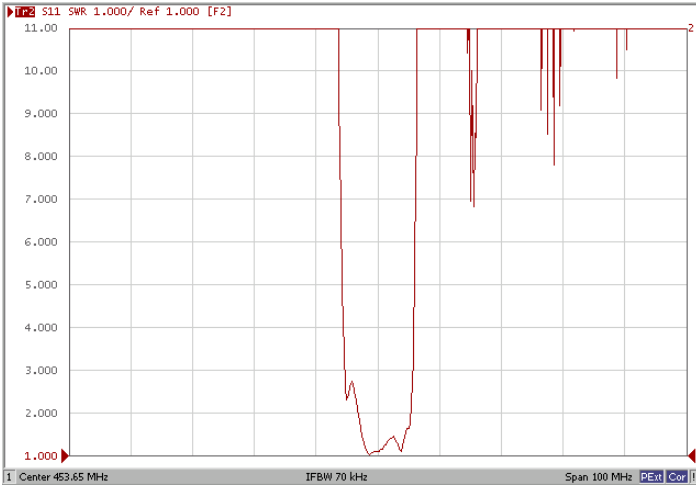


January 2010 Rev A

Oscilent Part Number  
**872-RF453.5M-B**

CDMA 450 H-Band, RF/Tx SAW Filter

## VSWR



## Smith Chart

