



PRODUCT SPECIFICATION

REV A January 2011

Oscilent Controlled Document

| Ordering Code / Part Number | Product Description |
|-----------------------------|--------------------------------|
| 862-RF781.5M-A | LTE, TX Balanced RF SAW Filter |

Specification Contents

- o Mechanical Dimensions
- o Test Circuit
- o Maximum Ratings
- o Electrical Specification
- o Frequency Performance
- o VSWR
- o Smith Chart

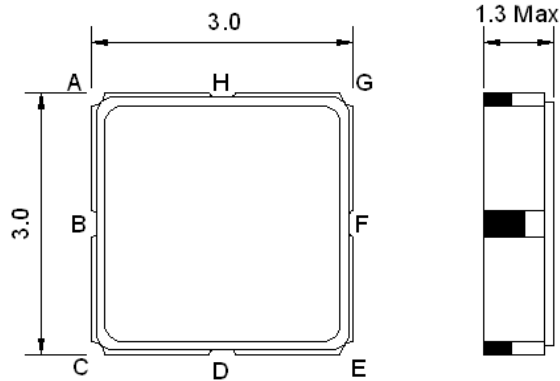
Notes

- o Electrostatic Sensitive Device (ESD) 
- o Avoid excessive ultrasonic exposure
- o Solderability compatible with JEDEC J-STD-020C Pb-free process, 260°C peak reflow temperature
- o This product complies with EU directive 2002/95/EC (RoHS compliance)

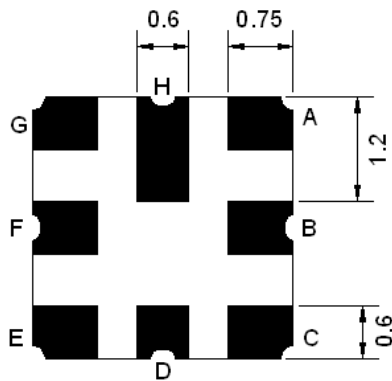




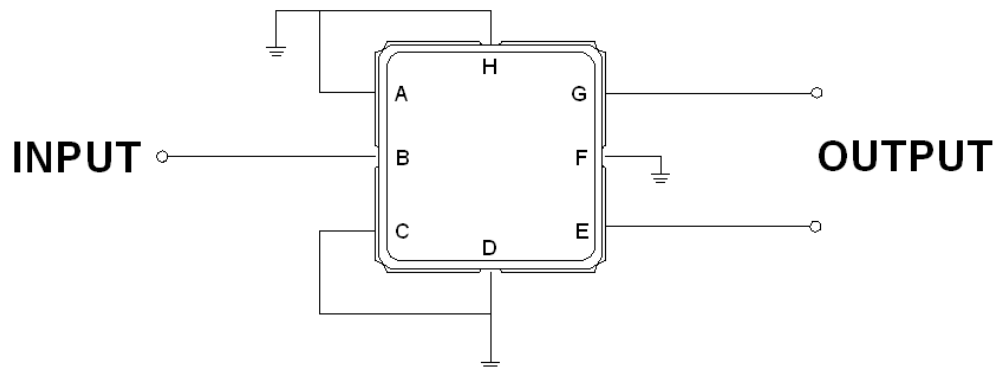
Mechanical Dimensions (mm)



| Pin Description | |
|-----------------|--------|
| A, C, D, F, H | Ground |
| B | In |
| E, G | Out |



Test Circuit



Source Impedance: 50 Ω

Load Impedance: 100 Ω



Maximum Ratings

| Parameters Description | Unit | Minimum | Typical | Maximum |
|--|------|---------|---------|---------|
| Operating Temperature Range | °C | -30 | - | +85 |
| Storage Temperature Range | °C | -40 | - | +85 |
| Maximum DC Voltage | V | - | - | 0 |
| Maximum Input Power | dBm | - | - | 25 |
| Source Impedance (single ended) ⁽¹⁾ | Ω | - | 50 | - |
| Load Impedance (single ended) ⁽¹⁾ | Ω | - | 100 | - |

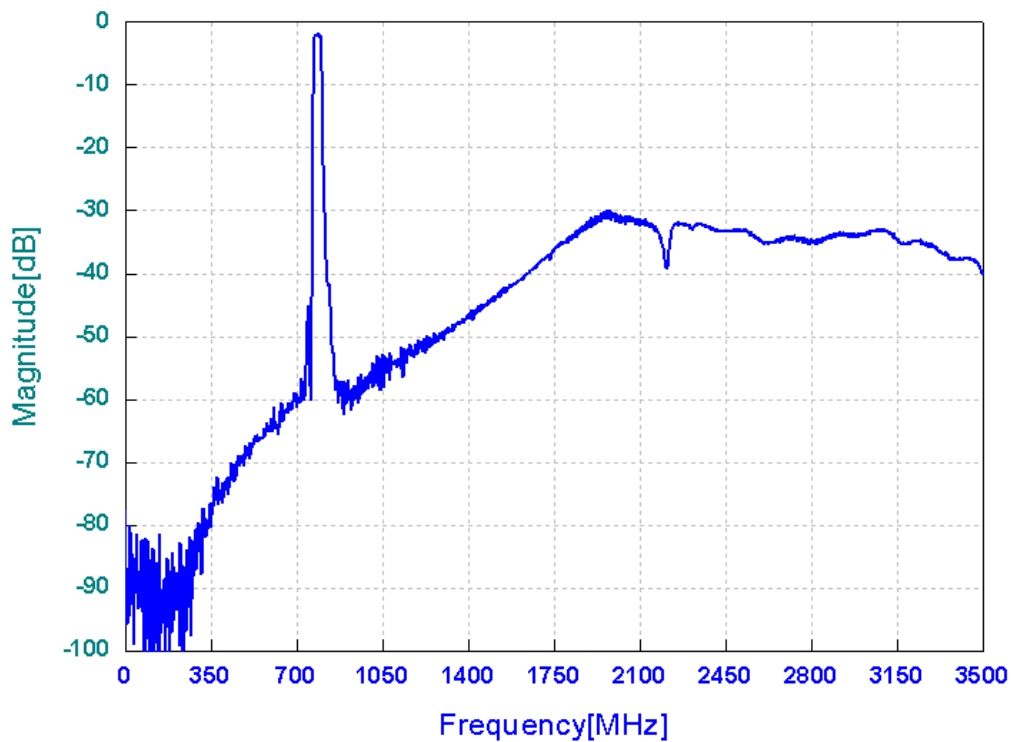
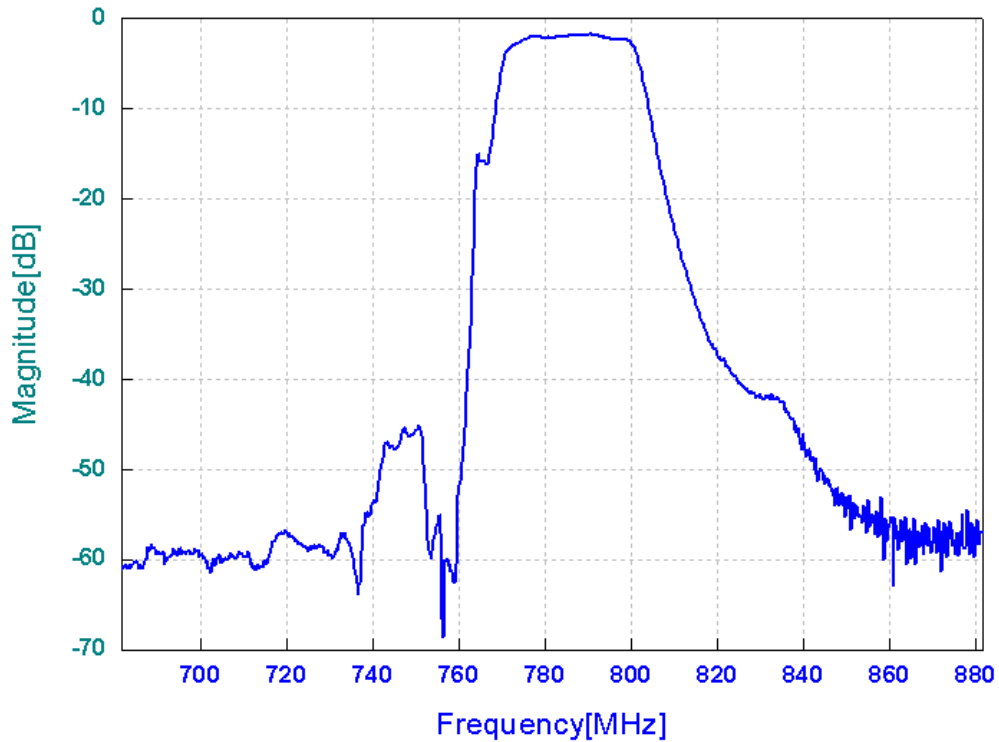
Notes: No Matching Network

Electrical Specification

| Parameters Description | Unit | Minimum | Typical | Maximum |
|---|-------------------|---------|---------|---------|
| Center Frequency (Fo) | MHz | - | 781.5 | - |
| Insertion Loss within 776.0 ~ 787.0 MHz | dB | - | 2.3 | 2.7 |
| Amplitude Ripple within 776.0~787.0MHz | dB _{p-p} | - | 0.3 | 1.0 |
| Attenuation: | | | | |
| 746.0 ~ 757.0 MHz | dB | 40 | 45 | - |
| 869.0 ~ 894.0 MHz | dB | 45 | 55 | - |
| 1552.0 ~ 1574.0 MHz | dB | 35 | 42 | - |
| 1574.42 ~ 1576.42 MHz | dB | 35 | 42 | - |
| 1805.0 ~ 1880.0 MHz | dB | 25 | 33 | - |
| 1930.0 ~ 2000.0 MHz | dB | 25 | 30 | - |
| 2328.0 ~ 2361.0 MHz | dB | 25 | 30 | - |
| 3104.0 ~ 3148.0 MHz | dB | 20 | 30 | - |
| VSWR within 776.0~787.0 MHz | - | - | 2.0 | 2.5 |

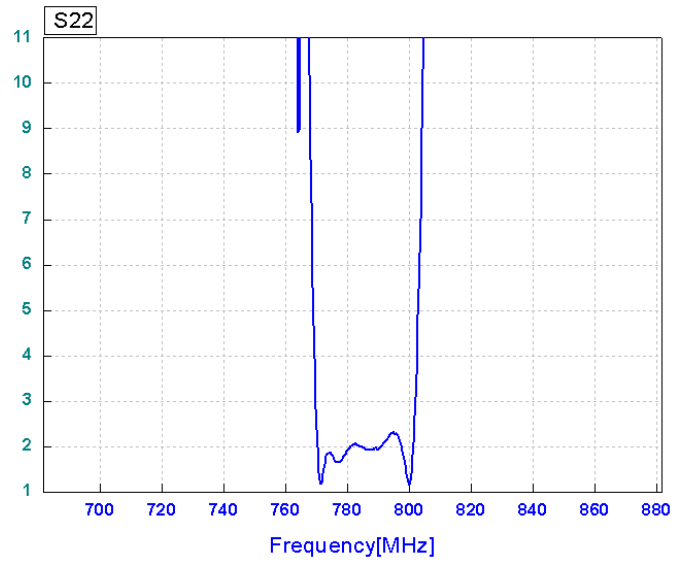
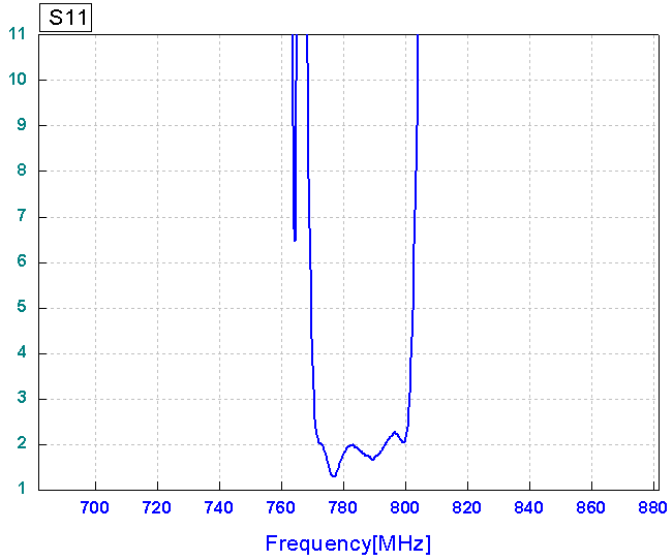


Frequency Performance





VSWR



Smith Chart

