



Oscilent Corporation

PRODUCT SPECIFICATION

REV A January 2010


Oscilent Controlled Document

Ordering Code / Part Number	Product Description
862-RF452.5M-B	CDMA 450 C-Band, Balanced RF-Tx SAW Filter

Specification Contents

- o Mechanical Dimensions
- o Test Circuit
- o Maximum Ratings
- o Electrical Specification
- o Frequency Performance
- o VSWR
- o Smith Chart

Notes

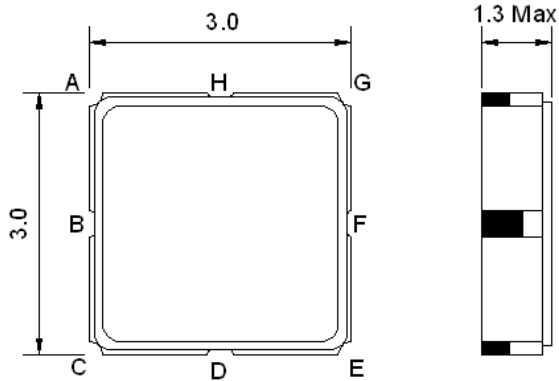
- o Electrostatic Sensitive Device (ESD) 
- o Avoid excessive ultrasonic exposure
- o Solderability compatible with JEDEC J-STD-020C Pb-free process, 260°C peak reflow temperature
- o This product complies with EU directive 2002/95/EC (RoHS compliance)



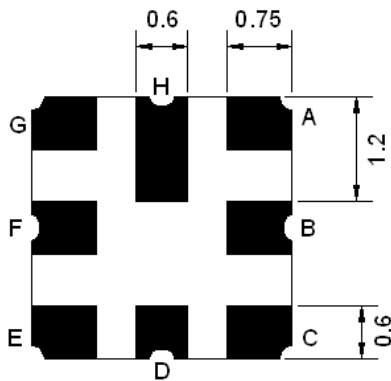
Oscilent Corporation
Telephone: 1.949.252.0522
Fax: 1.949.252.0522
Email: sales@oscilent.com



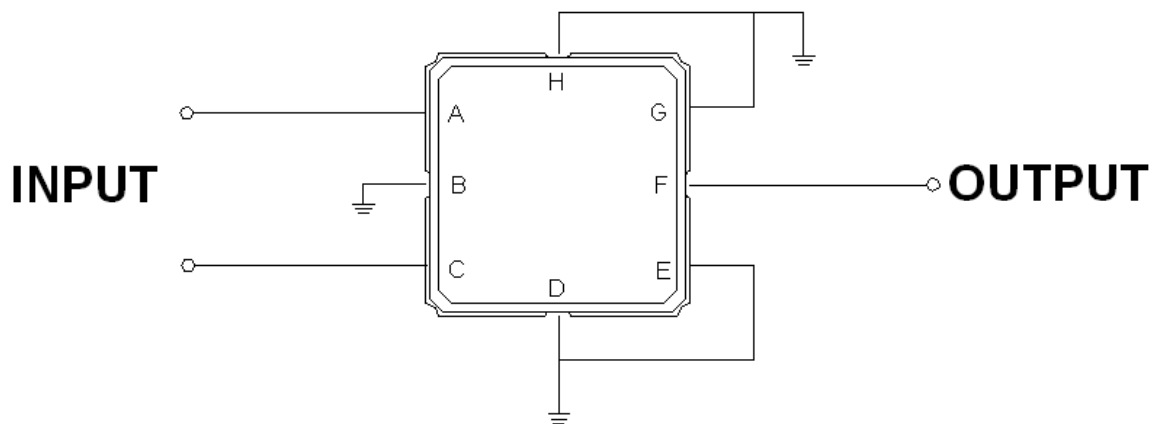
Mechanical Dimensions (mm)



Pin Description	
B, D, E, G, H	Ground
A, C	In
F	Out



Test Circuit



Source Impedance: 100 Ω

Load Impedance: 50 Ω



Maximum Ratings

Parameters Description	Unit	Minimum	Typical	Maximum
Operating Temperature Range	°C	-30	-	+80
Storage Temperature Range	°C	-40	-	+85
Maximum DC Voltage	V	-	-	0
Maximum Input Power	dBm	-	-	0
Source Impedance (balanced ended) ⁽¹⁾	Ω	-	100	-
Load Impedance (single ended) ⁽¹⁾	Ω	-	50	-

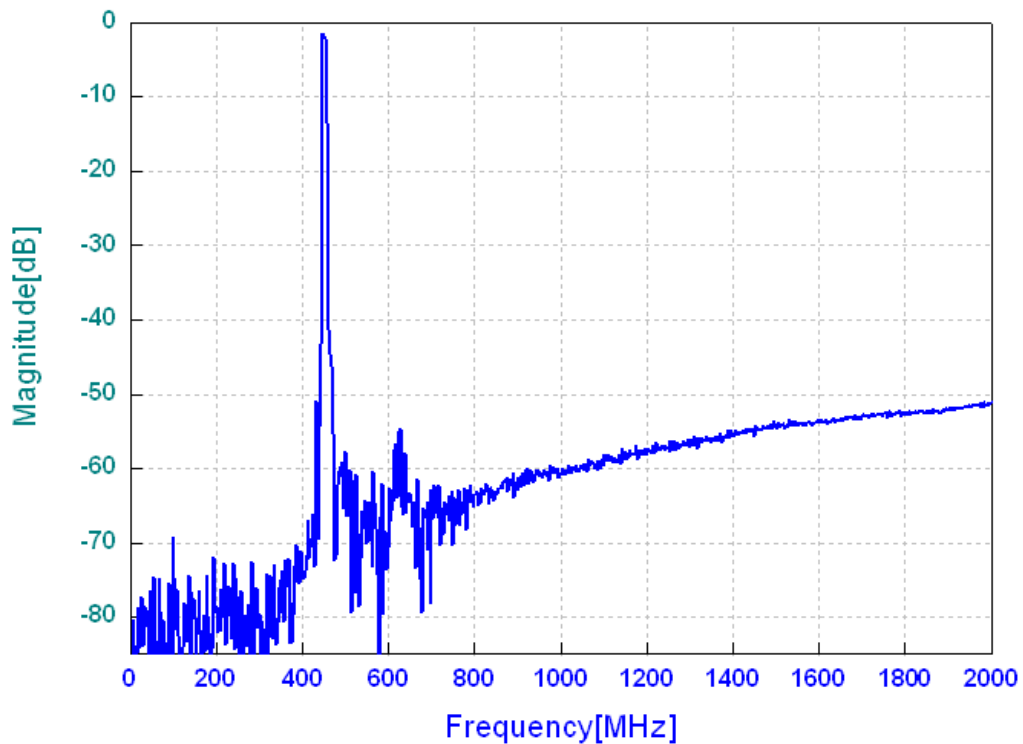
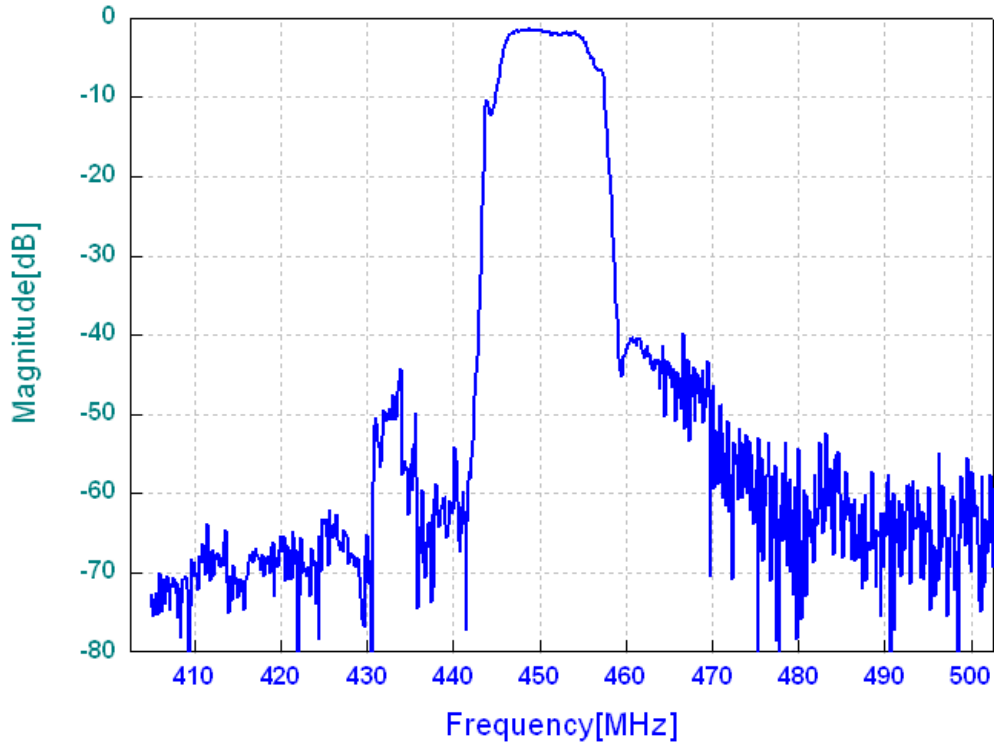
Notes: No Matching Network

Electrical Specification

Parameters Description	Unit	Minimum	Typical	Maximum
Center Frequency (Fo)	MHz	-	452.5	-
Insertion Loss in 450.0 ~455.0 MHz	dB	-	2.0	2.8
Stop Band Attenuation:				
0.3 ~ 350.0 MHz	dB	45	55	-
350.0 ~ 440.0 MHz	dB	40	50	-
460.0 ~ 465.0 MHz	dB	30	38	-
465.0 ~ 2000.0 MHz	dB	35	50	-
VSWR in 450.0 ~ 455.0 MHz	-	-	2.0	2.5

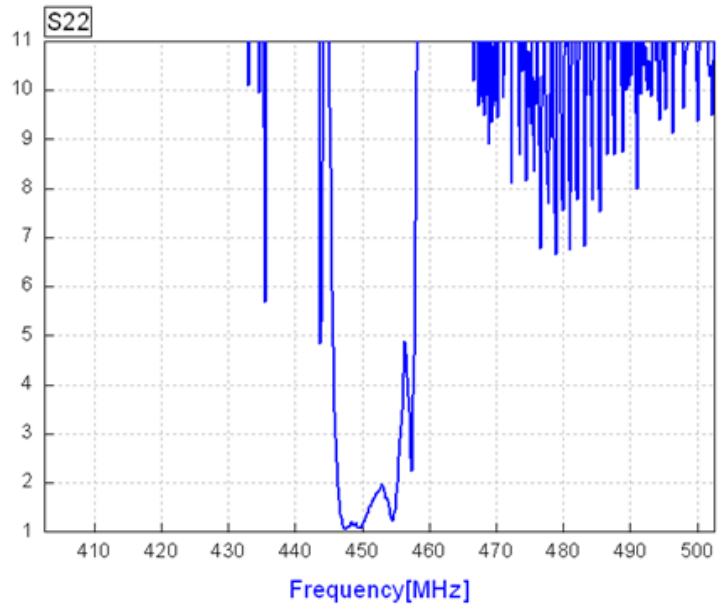
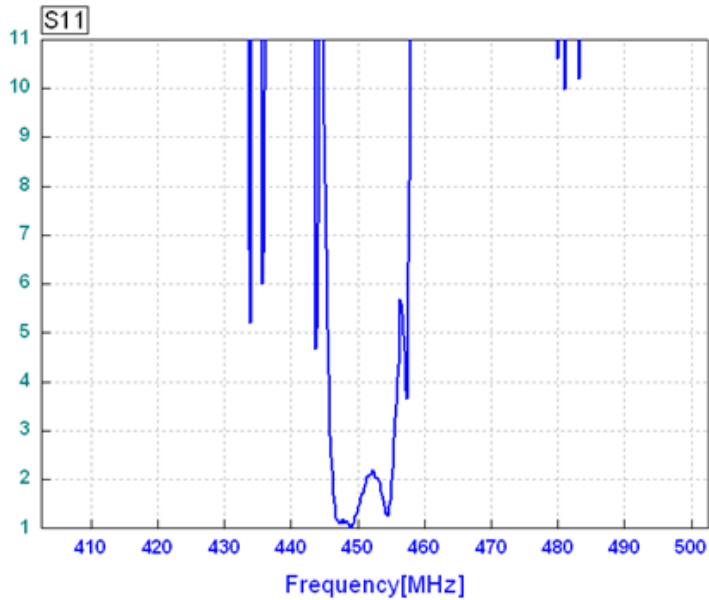


Frequency Performance





VSWR



Smith Chart

