



REV A January 2010

Oscilent Controlled Document

Ordering Code / Part Number	Product Description
862-RF423.75M-B	CDMA 450 D-Band, Balanced RF/Rx SAW Filter

Specification Contents

- o Mechanical Dimensions
- o Test Circuit
- o Maximum Ratings
- o Electrical Specification
- o Frequency Performance
- o VSWR
- o Smith Chart

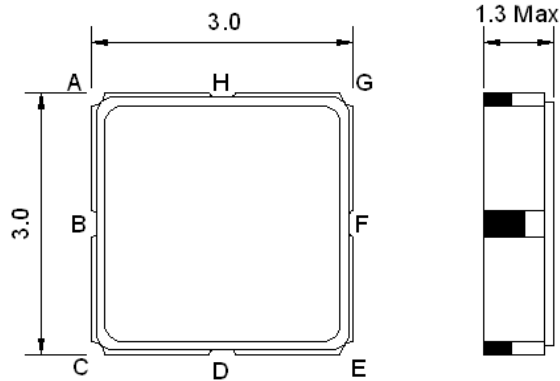
Notes

- o Electrostatic Sensitive Device (ESD) 
- o Avoid excessive ultrasonic exposure
- o Solderability compatible with JEDEC J-STD-020C Pb-free process, 260°C peak reflow temperature
- o This product complies with EU directive 2002/95/EC (RoHS compliance)

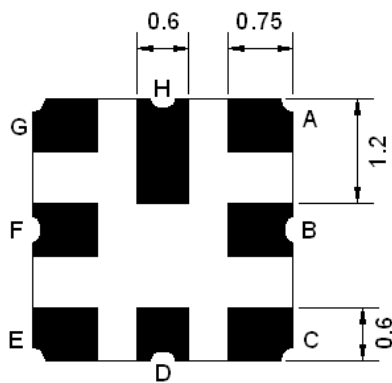




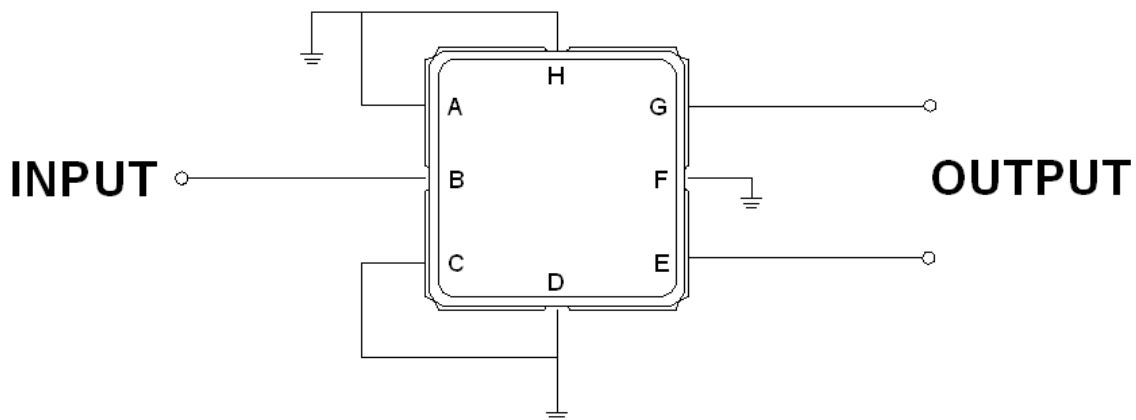
Mechanical Dimensions (mm)



Pin Description	
A, C, D, F, H	Ground
B	In
E, G	Out



Test Circuit



Source Impedance: 50 Ω

Load Impedance: 100 Ω



Maximum Ratings

Parameters Description	Unit	Minimum	Typical	Maximum
Operating Temperature Range	°C	-30	-	+80
Storage Temperature Range	°C	-40	-	+85
Maximum DC Voltage	V	-	-	0
Maximum Input Power	dBm	-	-	27
Source Impedance (single ended) ⁽¹⁾	Ω	-	50	-
Load Impedance (balanced ended) ⁽¹⁾	Ω	-	100	-

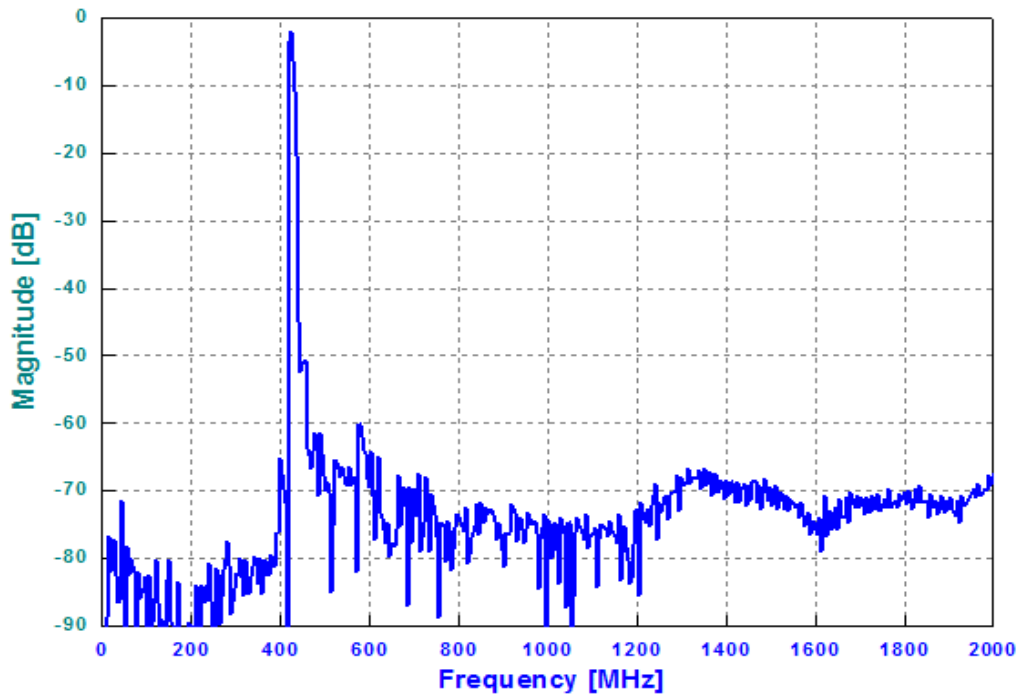
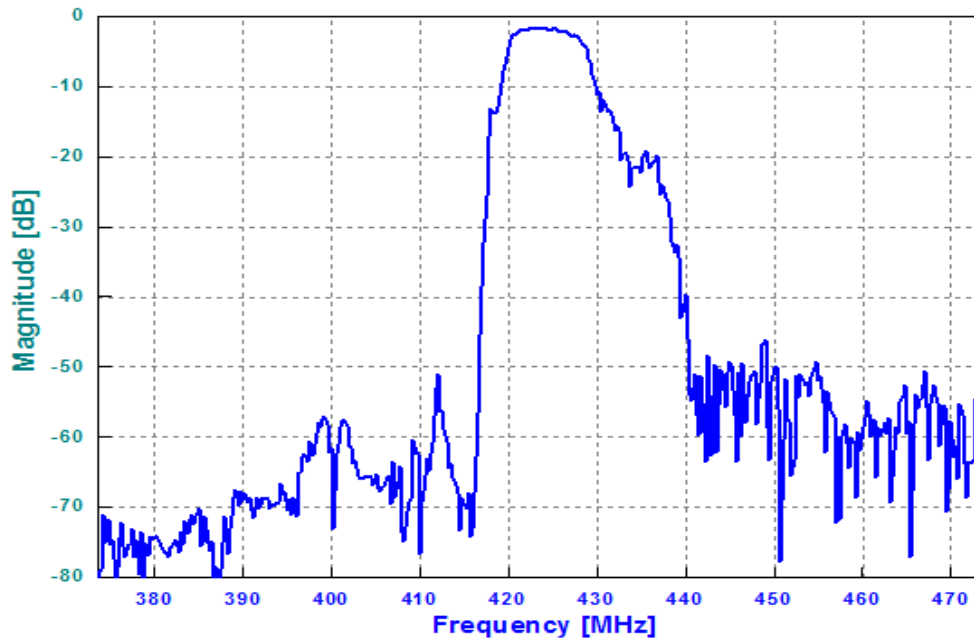
Notes: No Matching Network

Electrical Specification

Parameters Description	Unit	Minimum	Typical	Maximum
Center Frequency (Fo)	MHz	-	423.7	-
Insertion Loss within 421.6 ~ 425.9 MHz	dB	-	2.3	4.0
Attenuation:				
0.3 ~ 411.6 MHz	dB	40	50	-
411.6 ~ 415.9 MHz	dB	35	48	-
442.0 ~ 600.0 MHz	dB	40	47	-
600.0 ~ 1200.0 MHz	dB	40	55	-
1200.0 ~ 2000.0 MHz	dB	35	50	-
VSWR within 421.6 ~ 425.9 MHz	-	-	1.7	2.4

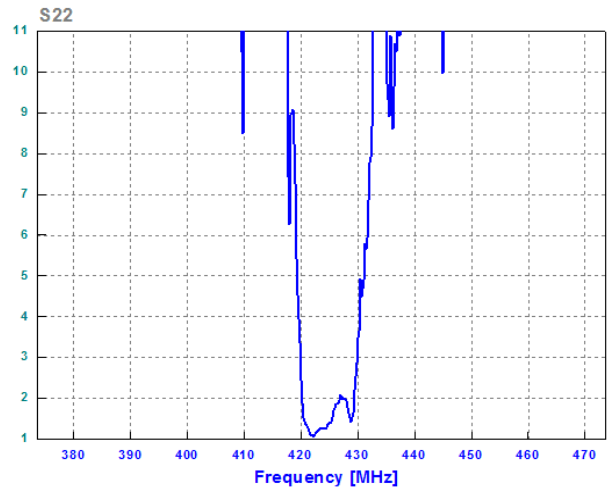
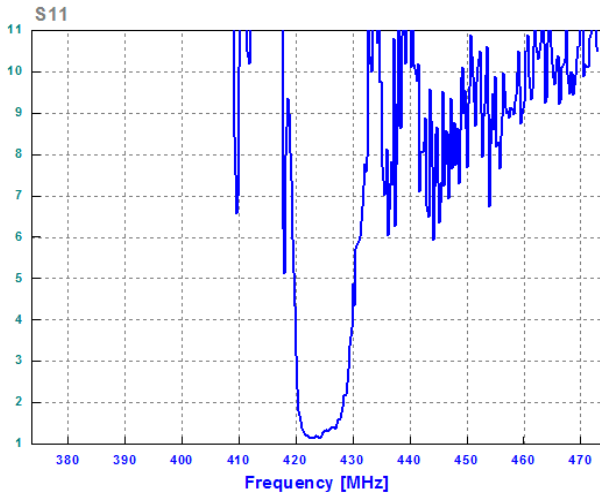


Frequency Performance





VSWR



Smith Chart

