



# PRODUCT SPECIFICATION

REV A January 2010

Oscilent Controlled Document

Ordering Code / Part Number	Product Description
805-RF139.264M-A	Wireless, SAW Filter

## Specification Contents

- o Mechanical Dimensions
- o Test Circuit
- o Maximum Ratings
- o Electrical Specification
- o Frequency Performance

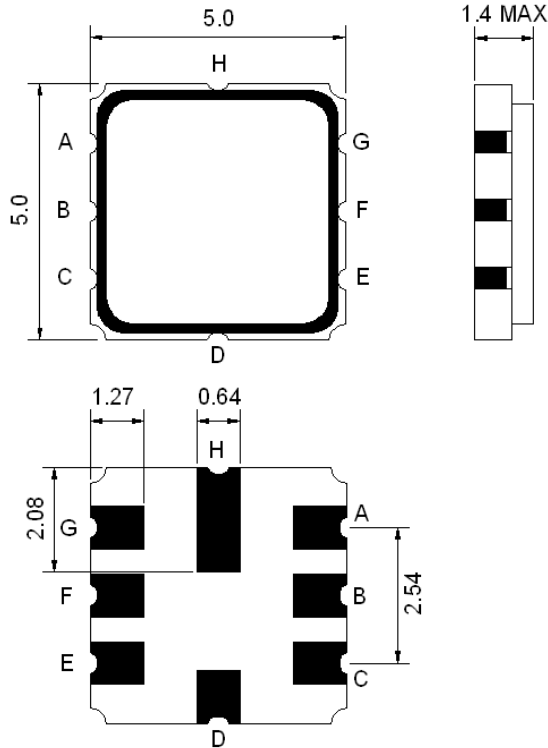
## Notes

- o Electrostatic Sensitive Device (ESD) 
- o Avoid excessive ultrasonic exposure
- o Solderability compatible with JEDEC J-STD-020C Pb-free process, 260°C peak reflow temperature
- o This product complies with EU directive 2002/95/EC (RoHS compliance)



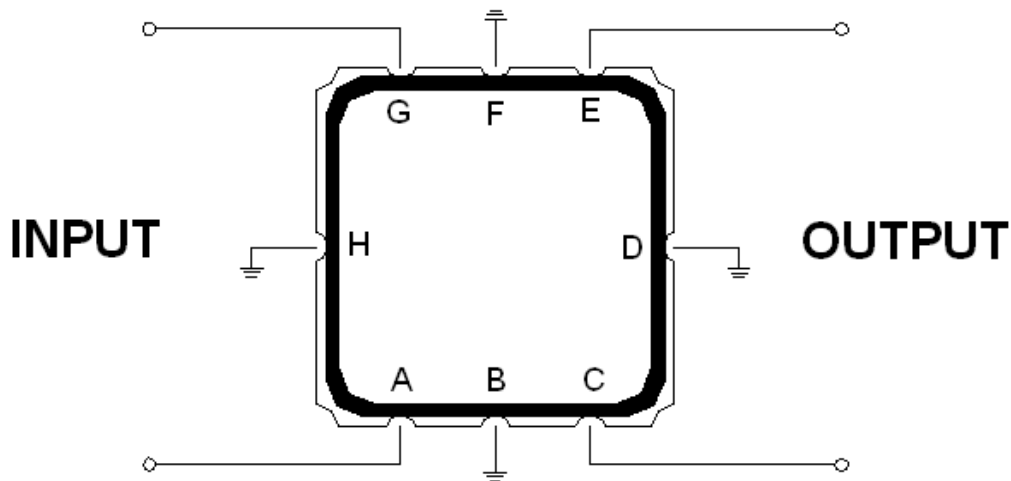


**Mechanical Dimensions (mm)**



Pin Description	
B, D, F, H	Ground
A, G	In
C, E	Out

**Test Circuit**



Source and Load Impedance: 100 Ω



## Maximum Ratings

Parameters Description	Unit	Minimum	Typical	Maximum
Operating Temperature Range	°C	-5	-	+70
Storage Temperature Range	°C	-40	-	+85
Maximum DC Voltage	V	-	-	0
Maximum Input Power	dBm	-	-	0
Source Impedance (balanced ended) <sup>(1)</sup>	Ω	-	100	-
Load Impedance (balanced ended) <sup>(1)</sup>	Ω	-	100	-

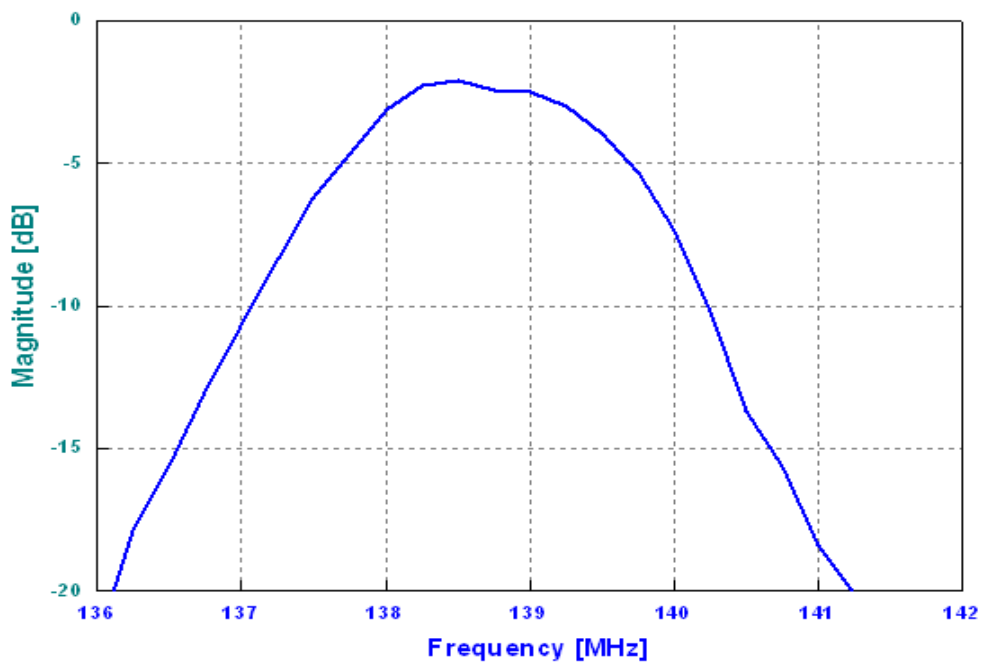
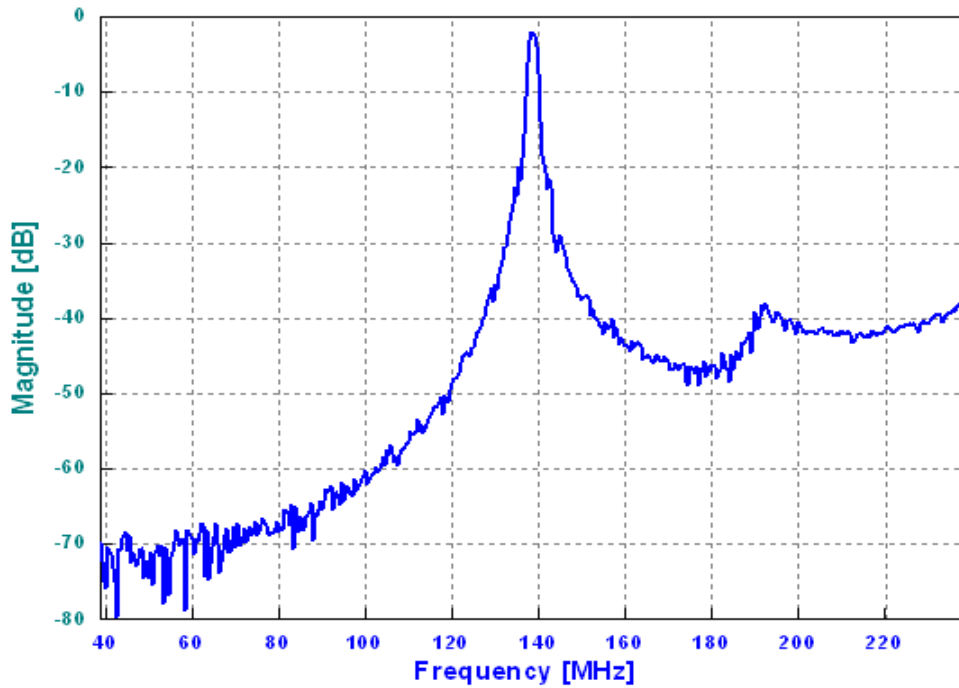
Notes: No Matching Network

## Electrical Specification

Parameters Description	Unit	Minimum	Typical	Maximum
Center Frequency ( $F_{N1}$ )	MHz	-	139.264	-
Maximum Insertion Loss	dB	-	4.0	6.0
Phase variation at $f_N \pm 15\text{ppm}$	deg	-	$\pm 22$	$\pm 30$
Temperature coefficient of frequency	ppm/K	-	-32	-
Band width	MHz	-	1.5	-
Absolute attenuation:				
0.3 ~ 120.00 MHz	dB	40	50	-
120.00 ~ 133.12 MHz	dB	24	28	-
133.12 ~ 136.12 MHz	dB	13	17	-
136.12 ~ 137.00 MHz	dB	5	9	-
141.50 ~ 143.00 MHz	dB	13	20	-
143.00 ~ 147.00 MHz	dB	18	25	-
147.00 ~ 155.00 MHz	dB	28	33	-
155.00 ~ 223.32 MHz	dB	35	45	-

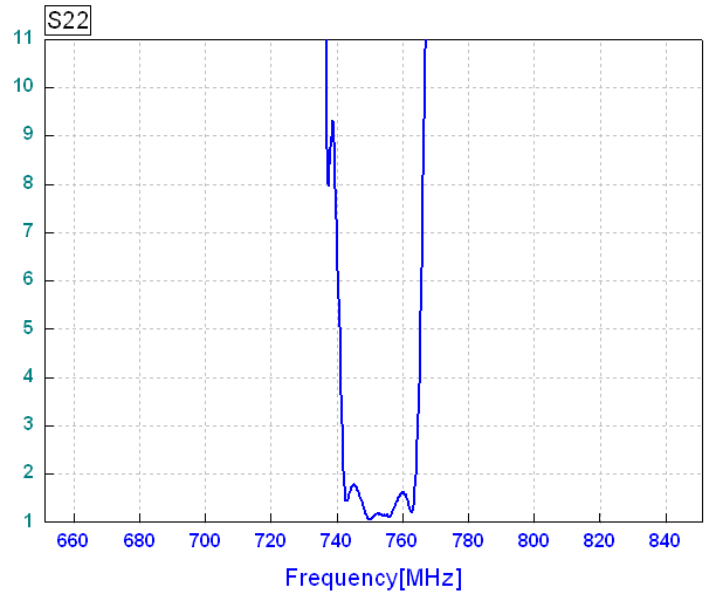
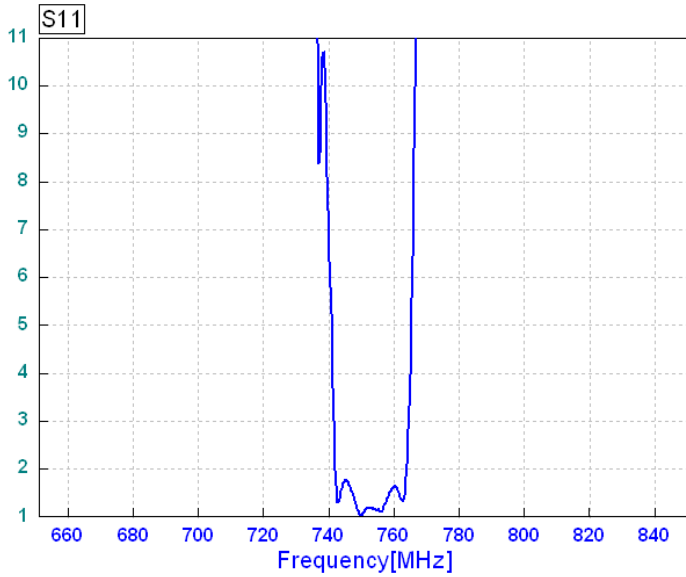


## Frequency Performance





## VSWR



## Smith Chart

