



REV A January 2010

Oscilent Controlled Document

Ordering Code / Part Number	Product Description
803-RF491.5M-C	CDMA 450 F-Band, RF/Rx SAW Filter

Specification Contents

- o Mechanical Dimensions
- o Test Circuit
- o Maximum Ratings
- o Electrical Specification
- o Frequency Performance
- o VSWR
- o Smith Chart

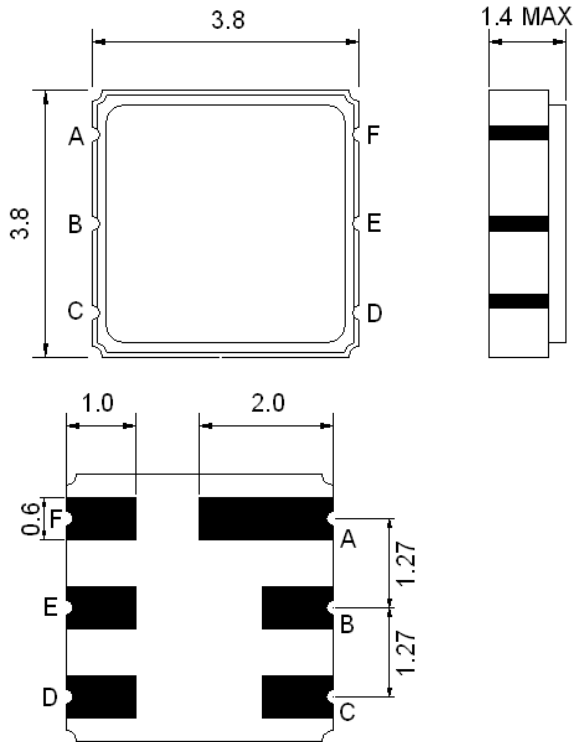
Notes

- o Electrostatic Sensitive Device (ESD) 
- o Avoid excessive ultrasonic exposure
- o Solderability compatible with JEDEC J-STD-020C Pb-free process, 260°C peak reflow temperature
- o This product complies with EU directive 2002/95/EC (RoHS compliance)



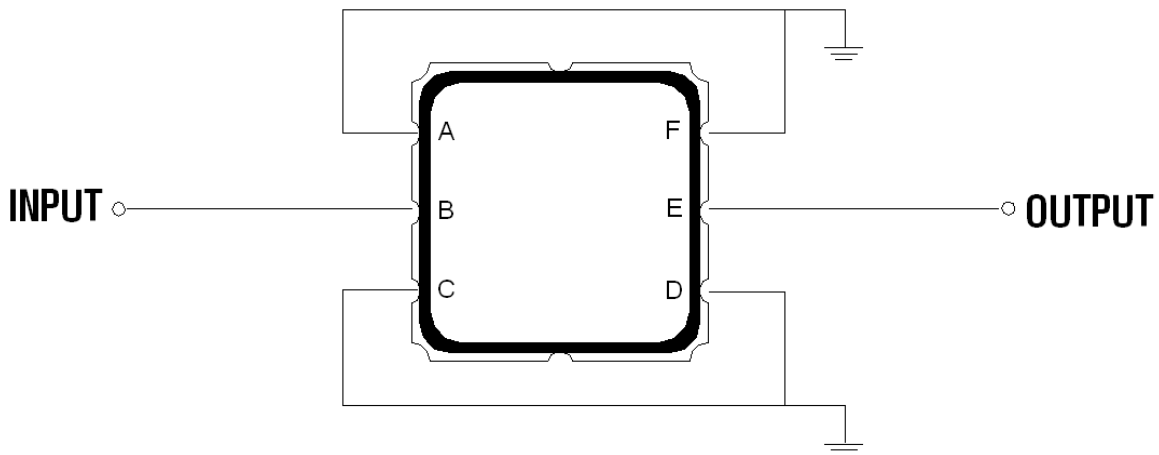


Mechanical Dimensions (mm)



Pin Description	
A, C, D, F	Ground
B	In
E	Out

Test Circuit



Source and Load Impedance: 50 Ω

**Maximum Ratings**

Parameters Description	Unit	Minimum	Typical	Maximum
Operating Temperature Range	°C	-30	-	+80
Storage Temperature Range	°C	-40	-	+85
Maximum DC Voltage	V	-	-	0
Maximum Input Power	dBm	-	-	27
Source Impedance (single ended) ⁽¹⁾	Ω	-	50	-
Load Impedance (single ended) ⁽¹⁾	Ω	-	50	-

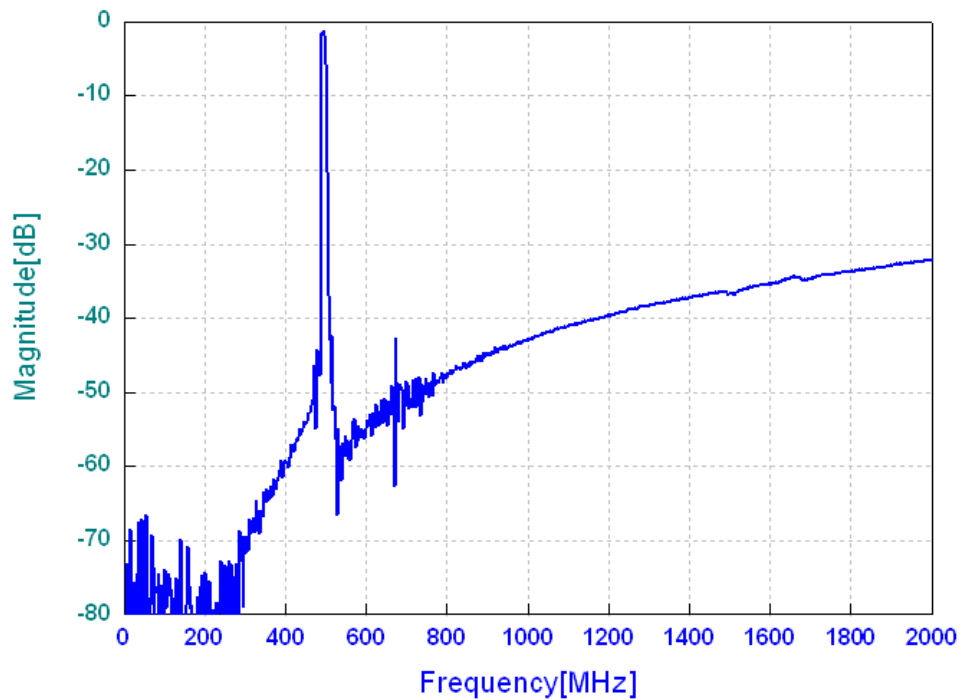
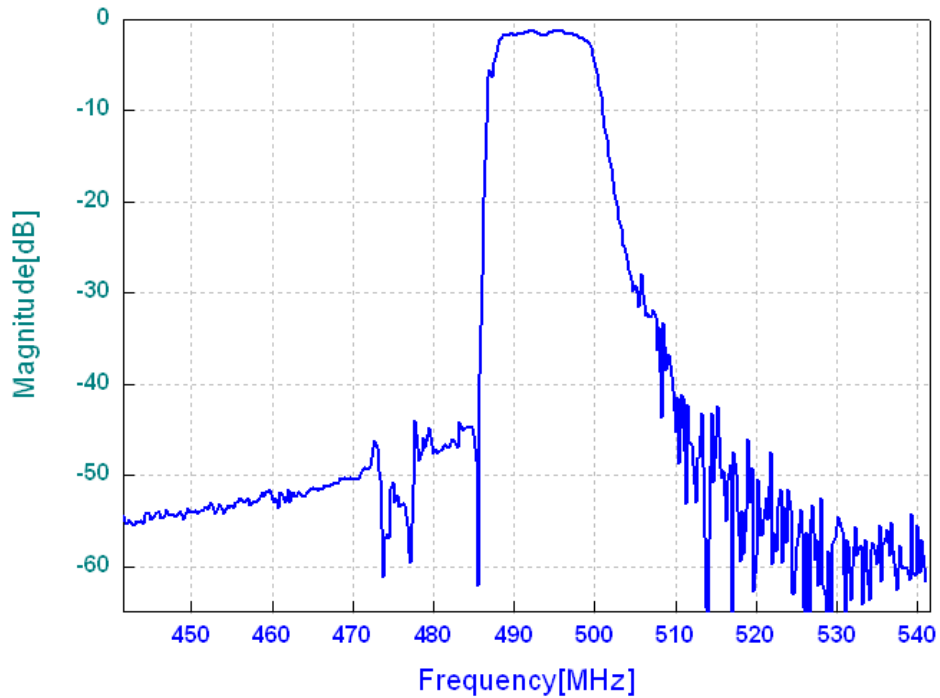
Notes: No Matching Network

Electrical Specification

Parameters Description	Unit	Minimum	Typical	Maximum
Center Frequency (Fo)	MHz	-	491.5	-
Insertion Loss in 489.0 ~ 494.0 MHz	dB	-	1.7	3.0
Attenuation:				
0.3 MHz ~ 479.0 MHz	dB	40	45	-
479.0 MHz ~ 484.0 MHz	dB	40	44	-
515.0 MHz ~ 800.0 MHz	dB	40	45	-
800.0 MHz ~ 1200.0 MHz	dB	35	40	-
1200.0 MHz ~ 2000.0 MHz	dB	20	32	-
VSWR in 489.0 ~ 494.0 MHz	-	-	1.3	2.0

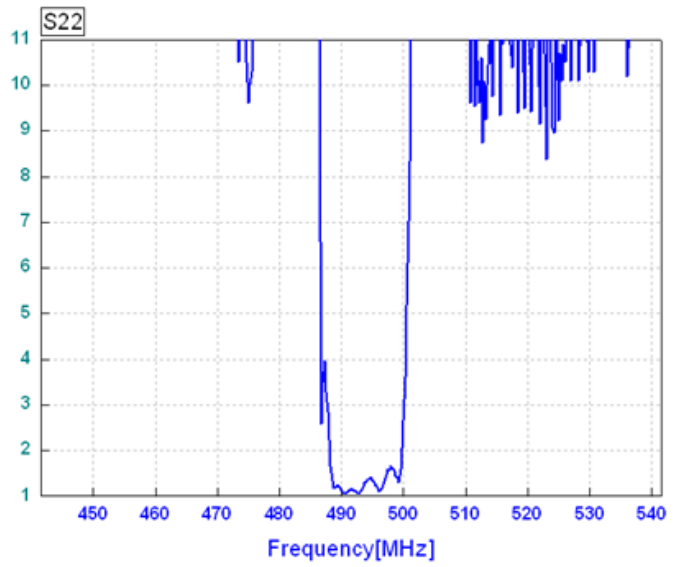
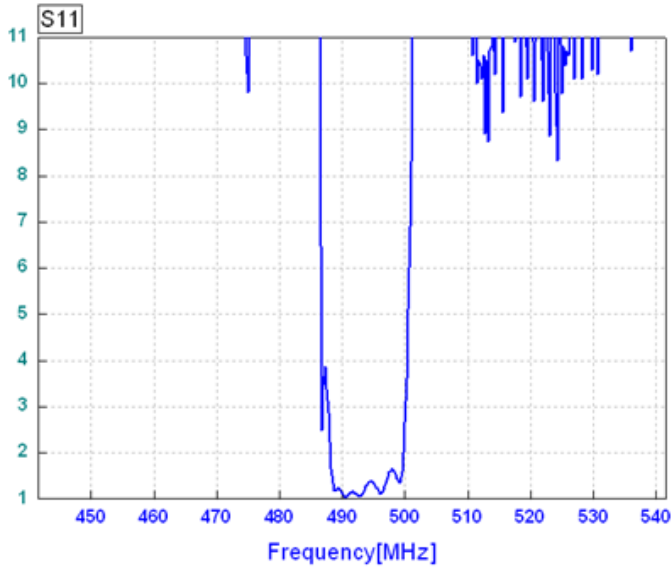


Frequency Performance





VSWR



Smith Chart

