



# PRODUCT SPECIFICATION

REV A January 2010

Oscilent Controlled Document

| Ordering Code / Part Number | Product Description     |
|-----------------------------|-------------------------|
| 802-RF915.0M-G              | Wireless, RF SAW Filter |

## Specification Contents

- o Mechanical Dimensions
- o Test Circuit
- o Maximum Ratings
- o Electrical Specification
- o Frequency Performance
- o VSWR
- o Smith Chart

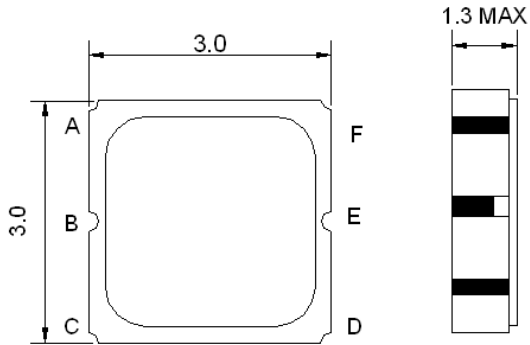
## Notes

- o Electrostatic Sensitive Device (ESD) 
- o Avoid excessive ultrasonic exposure
- o Solderability compatible with JEDEC J-STD-020C Pb-free process, 260°C peak reflow temperature
- o This product complies with EU directive 2002/95/EC (RoHS compliance)

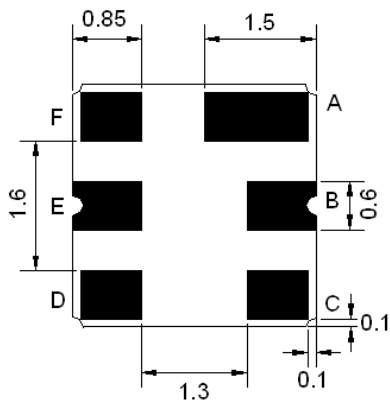




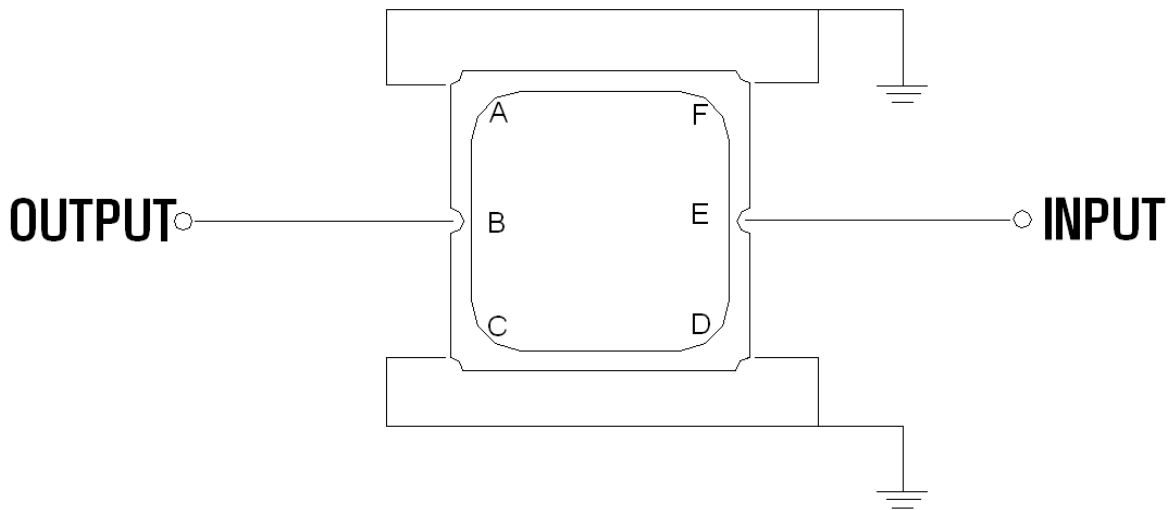
**Mechanical Dimensions (mm)**



| Pin Description |        |
|-----------------|--------|
| A, C, D, F      | Ground |
| E               | In     |
| B               | Out    |



**Test Circuit**



Source and Load Impedance: 50  $\Omega$



### Maximum Ratings

| Parameters Description                         | Unit | Minimum | Typical | Maximum |
|--|------|---------|---------|---------|
| Operating Temperature Range                    | °C   | -40     | -       | +85     |
| Storage Temperature Range                      | °C   | -40     | -       | +85     |
| Maximum DC Voltage                             | V    | -       | -       | 5       |
| Maximum Input Power                            | dBm  | -       | -       | 15      |
| Source Impedance (single ended) <sup>(1)</sup> | Ω    | -       | 50      | -       |
| Load Impedance (single ended) <sup>(1)</sup>   | Ω    | -       | 50      | -       |

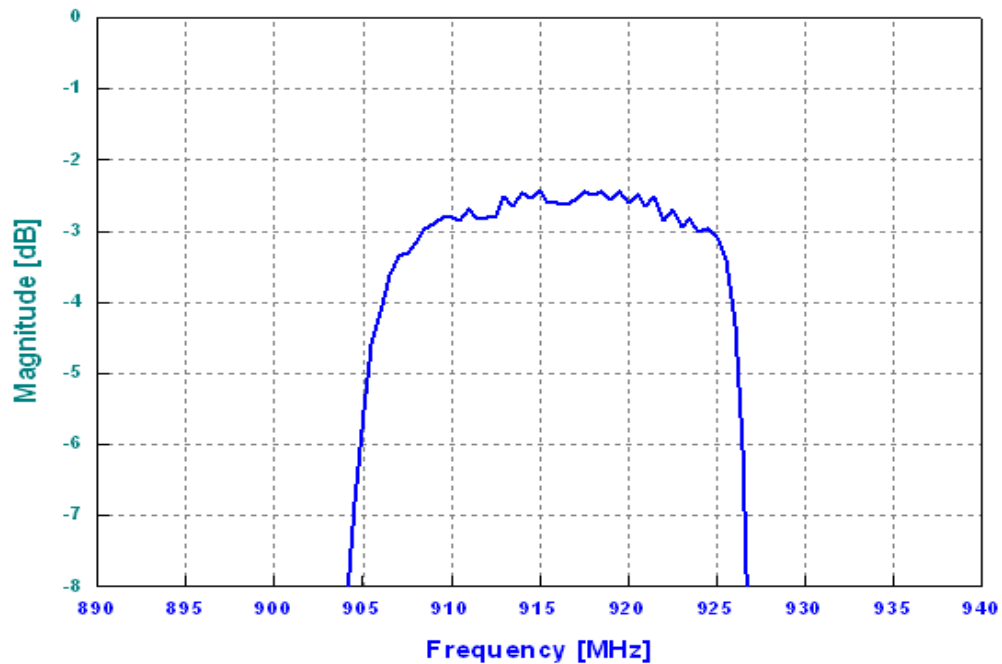
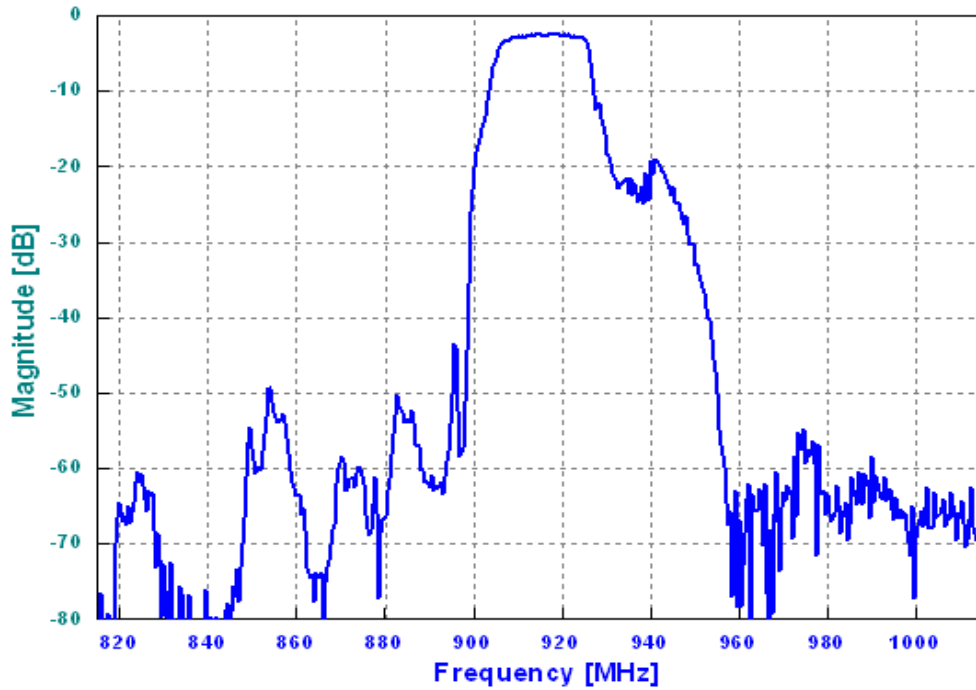
Notes: No Matching Network (Ref. Testing Environment Circuit as shown above).

### Electrical Specification

| Parameters Description                    | Unit              | Minimum | Typical | Maximum |
|---|-------------------|---------|---------|---------|
| Center Frequency (Fo)                     | MHz               | -       | 915.0   | -       |
| Insertion Loss within 911.5 ~ 918.5 MHz   | dB                | -       | 2.6     | 4.0     |
| Amplitude Ripple within 911.5 ~ 918.5 MHz | dB <sub>p-p</sub> | -       | 0.5     | 1.5     |
| Attenuation:                              |                   |         |         |         |
| D.C. ~ 600 MHz                            | dB                | 50      | 60      | -       |
| 600 ~ 840 MHz                             | dB                | 40      | 55      | -       |
| 869 ~ 894 MHz                             | dB                | 35      | 45      | -       |
| 970 ~ 1500 MHz                            | dB                | 40      | 50      | -       |
| VSWR within 911.5 ~ 918.5 MHz             | -                 | -       | 1.5     | 2.0     |

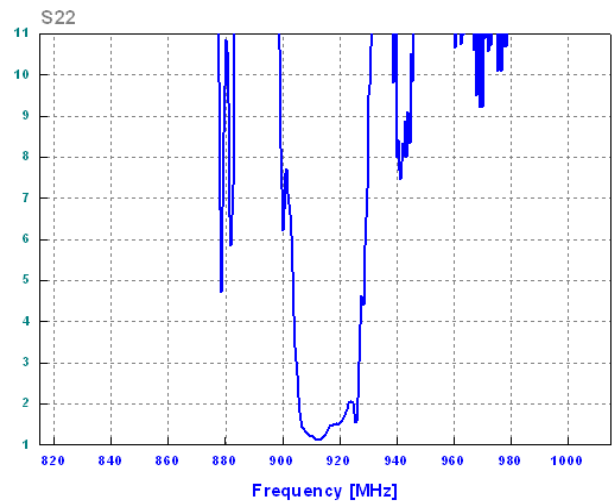
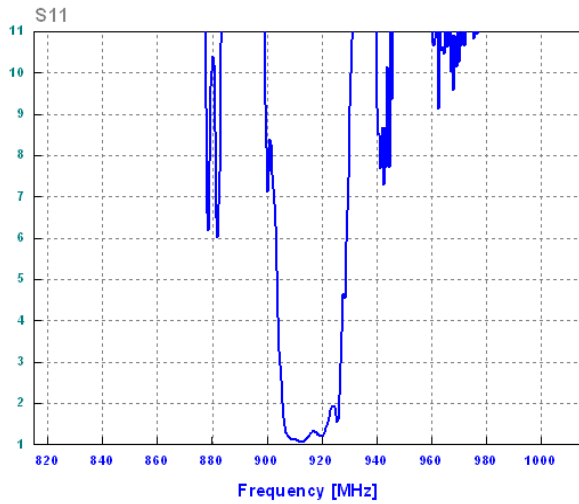


## Frequency Performance





### VSWR



### Smith Chart

