



# PRODUCT SPECIFICATION

REV A January 2011

Oscilent Controlled Document

Ordering Code / Part Number	Product Description
802-RF751.0M-C	Wireless, RF SAW Filter

## Specification Contents

- o Mechanical Dimensions
- o Test Circuit
- o Maximum Ratings
- o Electrical Specification
- o Frequency Performance
- o VSWR
- o Smith Chart

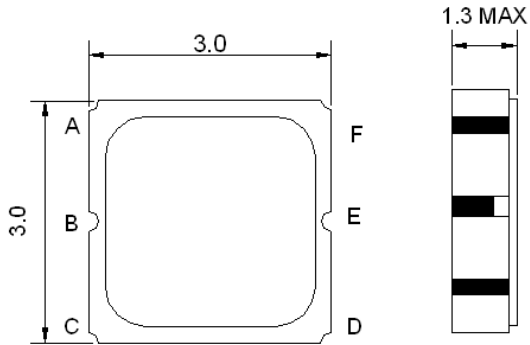
## Notes

- o Electrostatic Sensitive Device (ESD) 
- o Avoid excessive ultrasonic exposure
- o Solderability compatible with JEDEC J-STD-020C Pb-free process, 260°C peak reflow temperature
- o This product complies with EU directive 2002/95/EC (RoHS compliance)

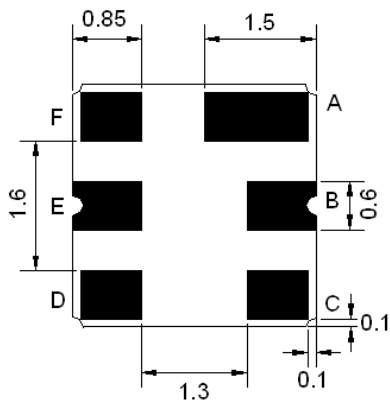




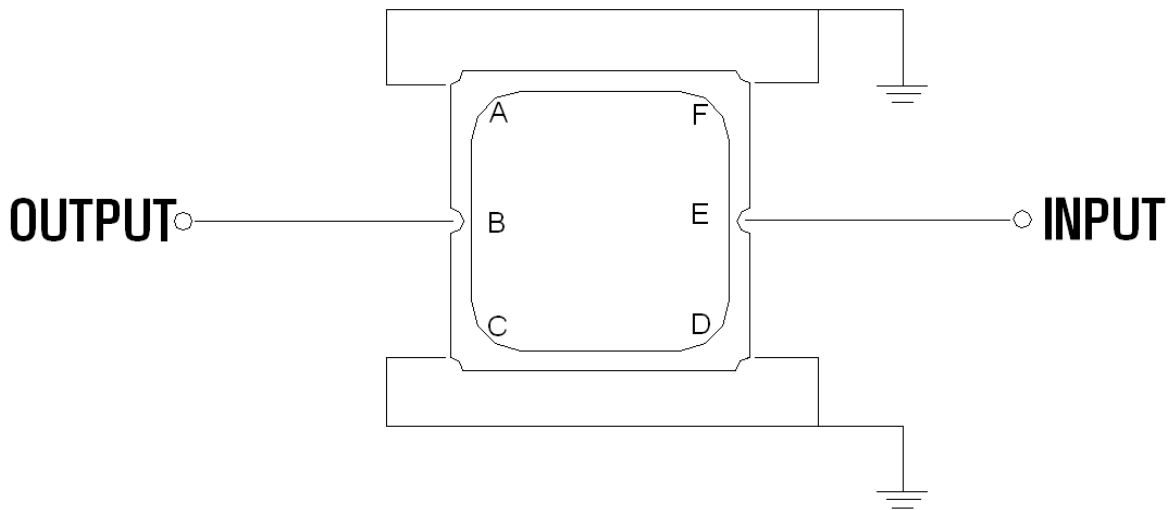
**Mechanical Dimensions (mm)**



Pin Description	
A, C, D, F	Ground
E	In or Out
B	Out or Out



**Test Circuit**



Source and Load Impedance: 50  $\Omega$



### Maximum Ratings

Parameters Description	Unit	Minimum	Typical	Maximum
Operating Temperature Range	°C	-30	-	+85
Storage Temperature Range	°C	-40	-	+85
Maximum DC Voltage	V	-	-	0
Maximum Input Power	dBm	-	-	25
Source Impedance (single ended) <sup>(1)</sup>	Ω	-	50	-
Load Impedance (single ended) <sup>(1)</sup>	Ω	-	50	-

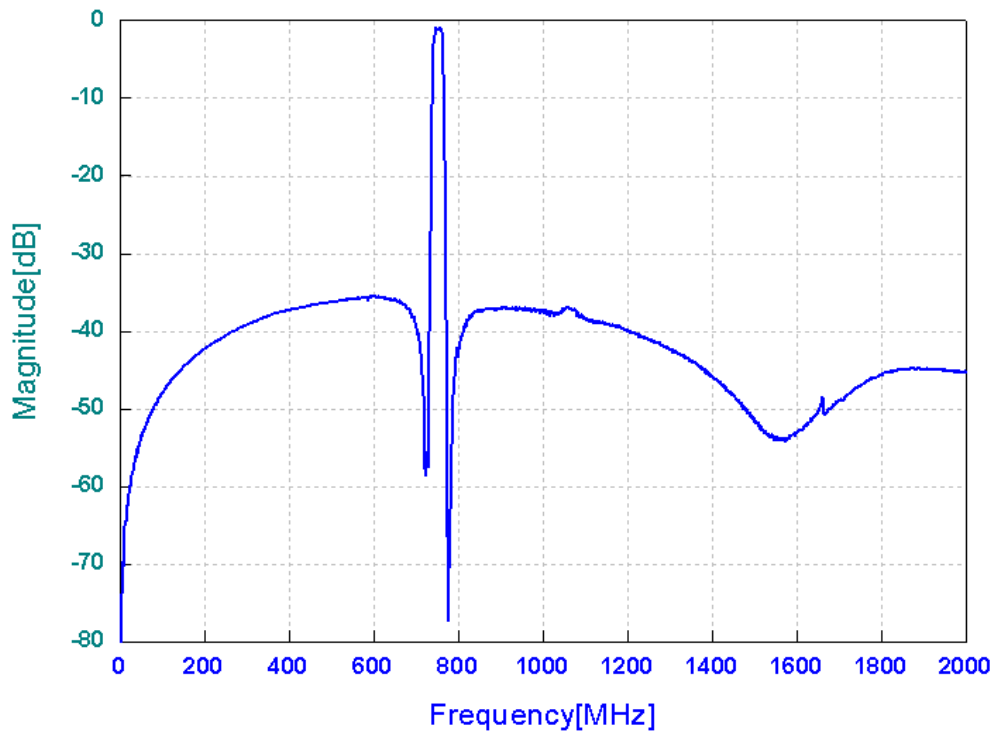
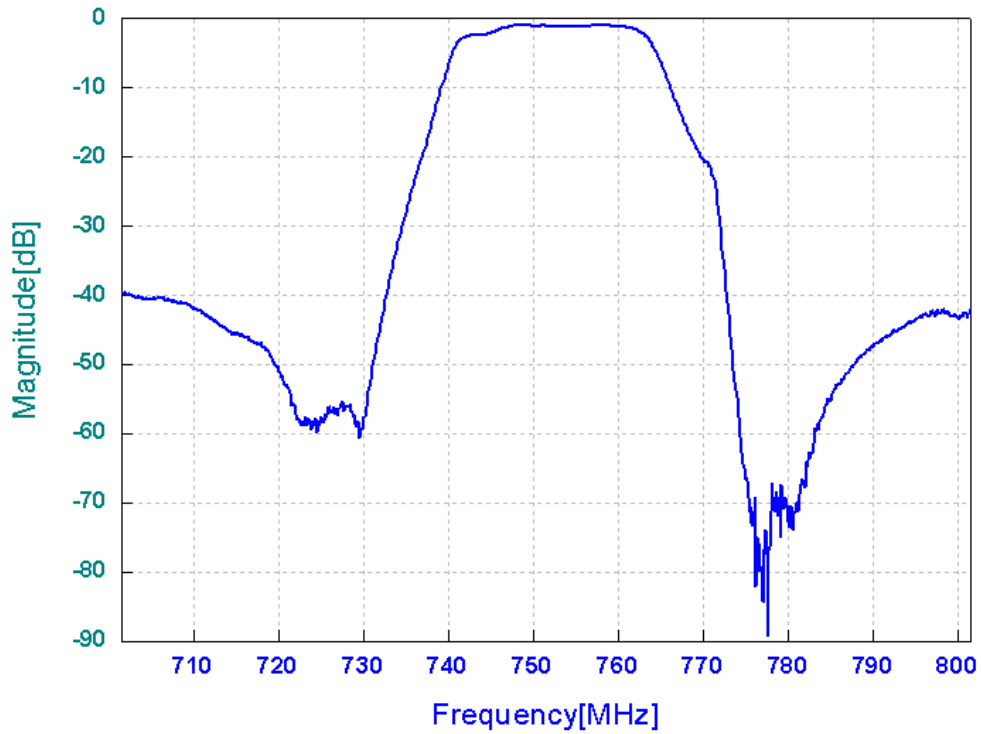
Notes: No Matching Network

### Electrical Specification

Parameters Description	Unit	Minimum	Typical	Maximum
Center Frequency (Fo)	MHz	-	751.0	-
Insertion Loss within 746.0 ~ 756.0 MHz	dB	-	1.7	2.5
Amplitude Ripple within 746.0 ~ 756.0 MHz	dB <sub>p-p</sub>	-	0.7	1.5
Attenuation:				
1.0 ~ 728.0 MHz	dB	32	35	-
777.0 ~ 787.0 MHz	dB	42	47	-
787.0 ~ 1920.0 MHz	dB	32	36	-
VSWR within 746.0 ~ 756.0 MHz	-	-	1.8	2.3

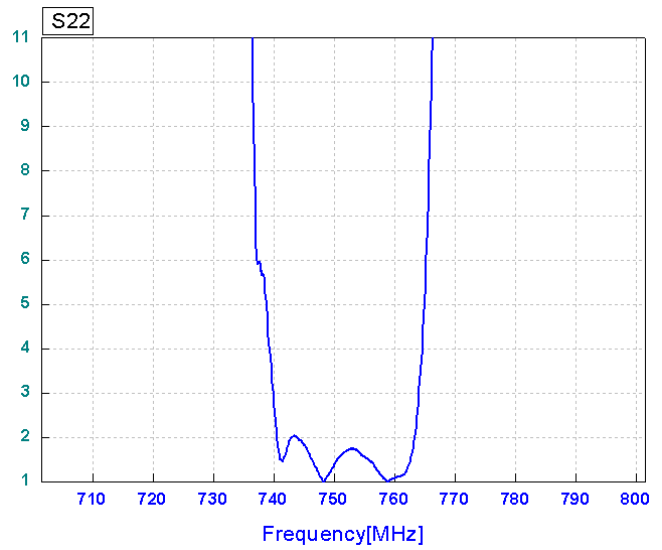
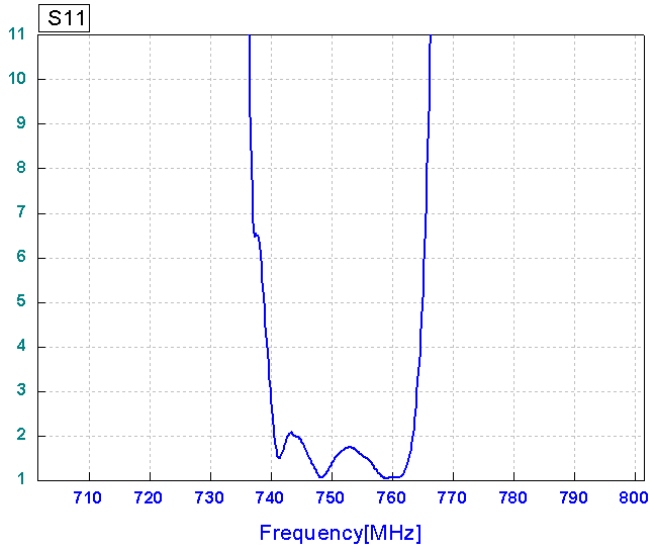


### Frequency Performance





### VSWR



### Smith Chart

