



# PRODUCT SPECIFICATION

REV A January 2010

Oscilent Controlled Document

Ordering Code / Part Number	Product Description
802-RF422.5M-F	CDMA 450 L-Band, RF-Rx SAW Filter

## Specification Contents

- o Mechanical Dimensions
- o Test Circuit
- o Maximum Ratings
- o Electrical Specification
- o Frequency Performance
- o VSWR
- o Smith Chart

## Notes

- o Electrostatic Sensitive Device (ESD) 
- o Avoid excessive ultrasonic exposure
- o Solderability compatible with JEDEC J-STD-020C Pb-free process, 260°C peak reflow temperature
- o This product complies with EU directive 2002/95/EC (RoHS compliance)

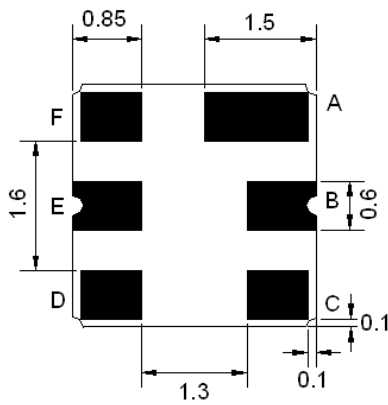




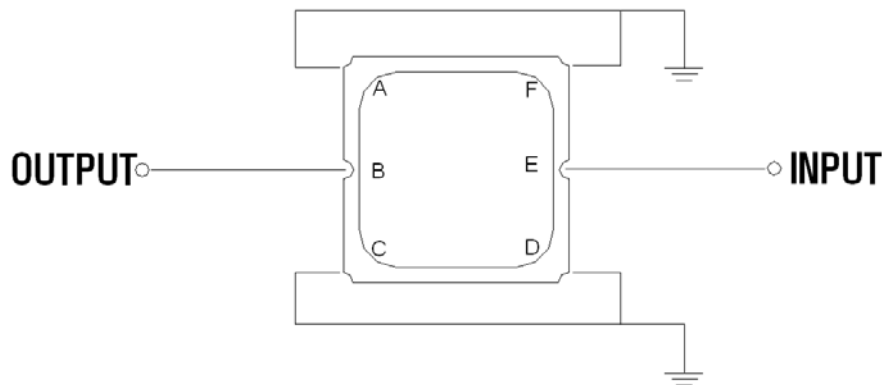
## Mechanical Dimensions (mm)



Pin Description	
A, C, D, F	Ground
E	In
B	Out



## Test Circuit



Source and Load Impedance: 50  $\Omega$



### Maximum Ratings

Parameters Description	Unit	Minimum	Typical	Maximum
Operating Temperature Range	°C	-30	-	+80
Storage Temperature Range	°C	-40	-	+85
Maximum DC Voltage	V	-	-	0
Maximum Input Power	dBm	-	-	27
Source Impedance (single ended) <sup>(1)</sup>	Ω	-	50	-
Load Impedance (single ended) <sup>(1)</sup>	Ω	-	50	-

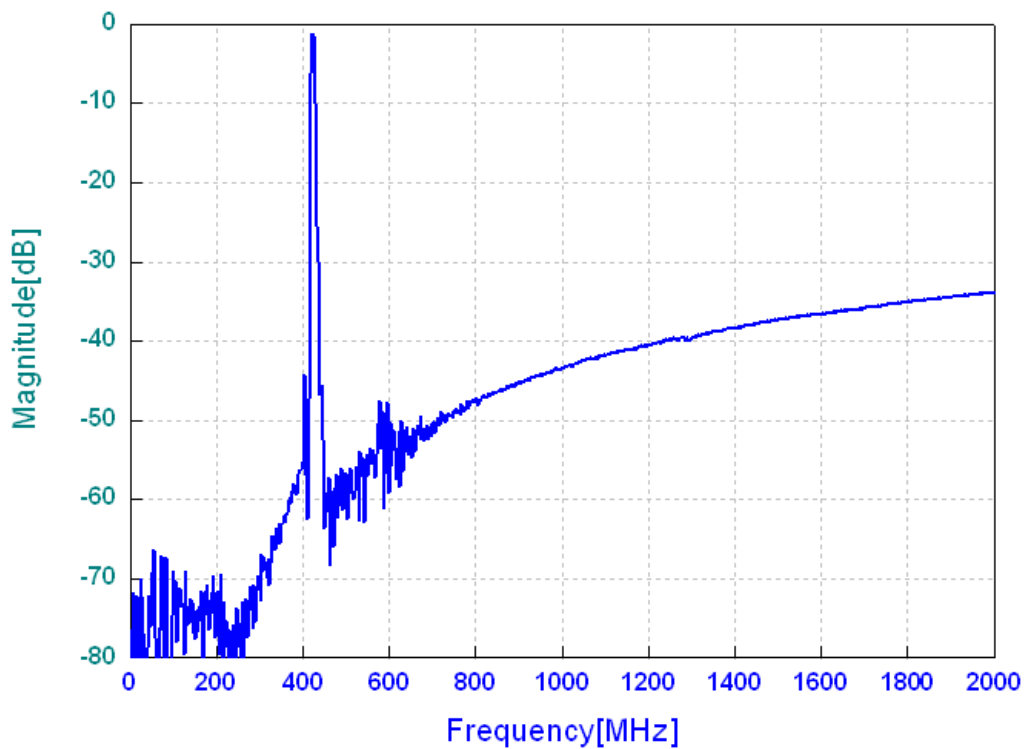
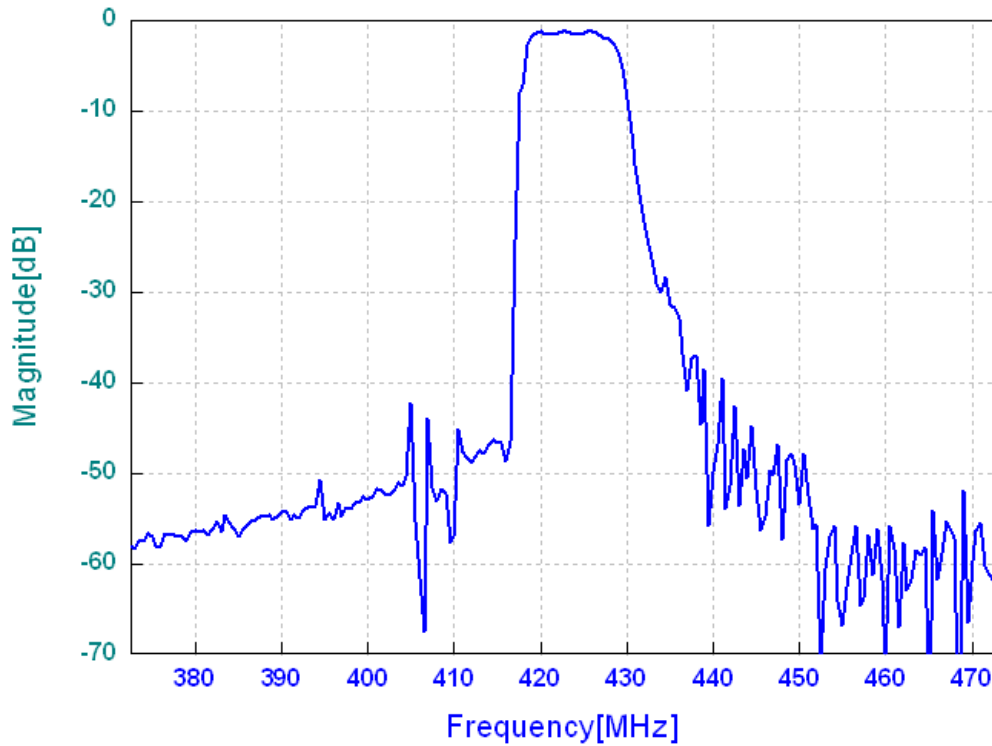
(1) No Matching Network

### Electrical Specification

Parameters Description	Unit	Minimum	Typical	Maximum
Center Frequency (Fo)	MHz	-	422.5	-
Insertion Loss within 420.0 ~ 425.0 MHz	dB	-	1.5	3.0
Attenuation:				
0.3 ~ 410.0 MHz	dB	38	47	-
410.0 ~ 415.0 MHz	dB	40	49	-
445.0 ~ 600.0 MHz	dB	40	48	-
600.0 ~ 1200.0 MHz	dB	35	41	-
1200.0 ~ 2000.0 MHz	dB	30	35	-
VSWR within 420.0 ~ 425.0 MHz	-	-	1.4	2.0

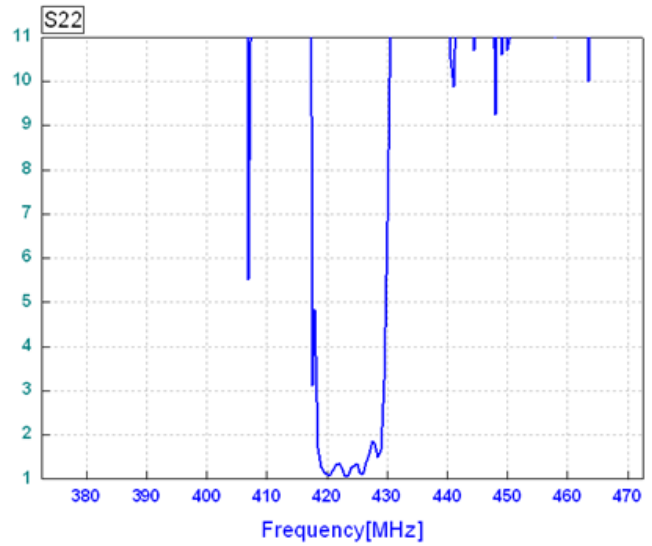
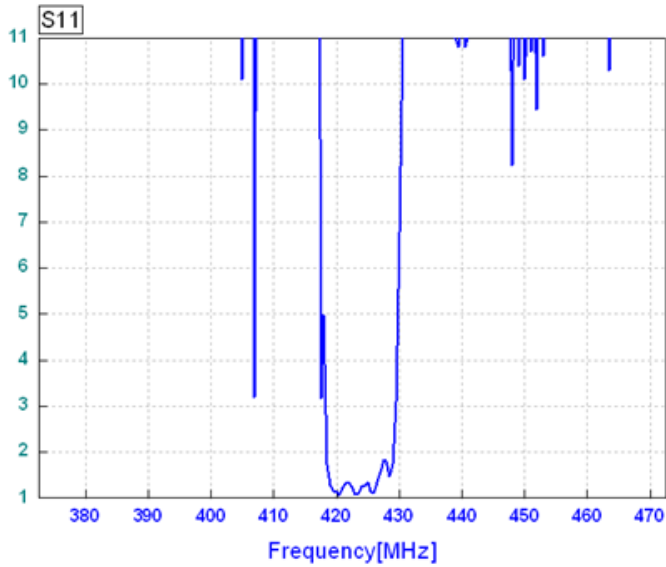


### Frequency Performance





## VSWR



## Smith Chart

