



**Data Sheet**



Product Category: RF SAW Filter

Part Number  
803-RF465.0M-A

Package  
3.8 x 3.8 SMD

Application  
Wireless Communication

Last Modified  
Apr. 12 2003

TYPE :  
465.0 MHz RF SAW Filter

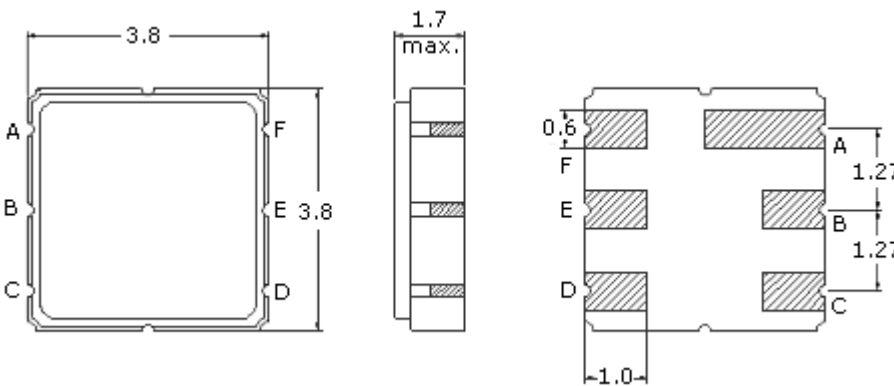
PART NUMBER :  
**803-RF465.0M-A**



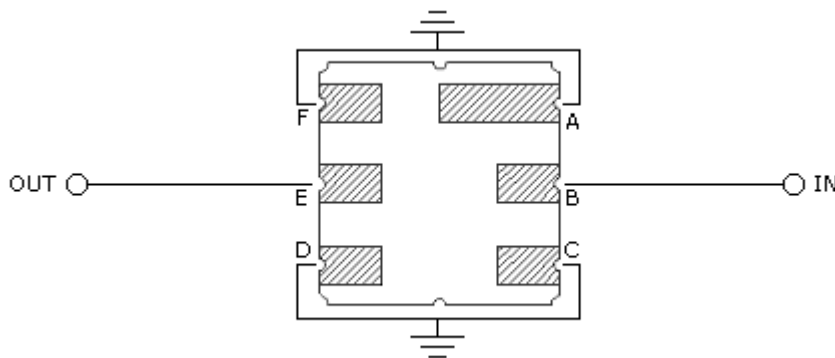
**OPERATING CONDITIONS / ELECTRICAL CHARACTERISTICS**

PARAMETERS	Condition	Minimum	Typical	Maximum	Units
Center Frequency (Fo)	-	-	465.0	-	MHz
Insertion Loss	462.0 ~ 468.0 MHz	-	2.5	3.5	dB
Ripple	462.0 ~ 468.0 MHz	-	0.5	1.5	dB
Stopband Attenuation	Fo -200.0 ~ Fo -42.8 MHz	50.0	55.0	-	dB
	Fo +42.8 ~ Fo +200.0 MHz	50.0	55.0	-	
Terminating Impedance	-	-	50/0	-	ohm/pF

\* Custom SAW RF Filters available. Contact Oscilent for assistance.

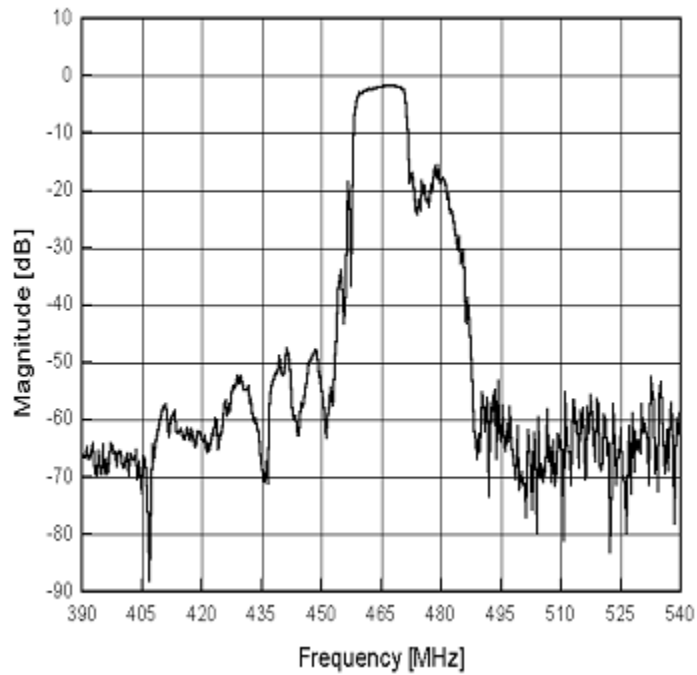


Pin Layout	
A	Ground
B	Input
C	Ground
D	Ground
E	Output
F	Ground



Test Fixture

**Frequency Reponse**



**Oscilent Corporation** - CALL **949.252.0522**  
17962 Sky Park Circle . Building D . Irvine . CA 92614 . USA  
Fax: 949.252.0599 . E-Mail: [Sales@Oscilent.com](mailto:Sales@Oscilent.com)

**Part No.:** [803-RF465.0M-A](#)

---

[Crystal Oscillators](#) | [Quartz Crystal](#) | [TCXO](#) | [VCXO](#) | [IF SAW Filter](#) | [RF SAW Filter](#) | [Ceramic Resonator](#)  
[Crystal Filter](#) | [Ceramic Filter](#) | [SAW Filter / SAW Devices](#) | [Site Map](#)