



# PRODUCT SPECIFICATION

REV A January 2010

Oscilent Controlled Document

Ordering Code / Part Number	Product Description
803-RF409.0M-A	Wireless, RF SAW Filter

## Specification Contents

- o Mechanical Dimensions
- o Test Circuit
- o Maximum Ratings
- o Electrical Specification
- o Frequency Performance
- o VSWR
- o Smith Chart

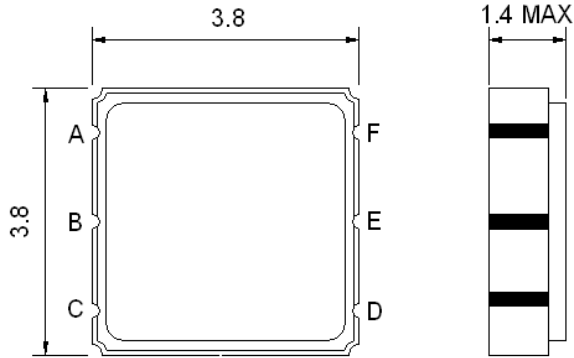
## Notes

- o Electrostatic Sensitive Device (ESD) 
- o Avoid excessive ultrasonic exposure
- o Solderability compatible with JEDEC J-STD-020C Pb-free process, 260°C peak reflow temperature
- o This product complies with EU directive 2002/95/EC (RoHS compliance)

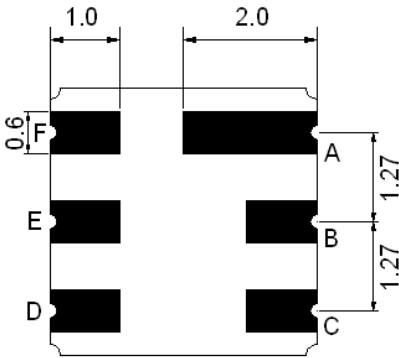




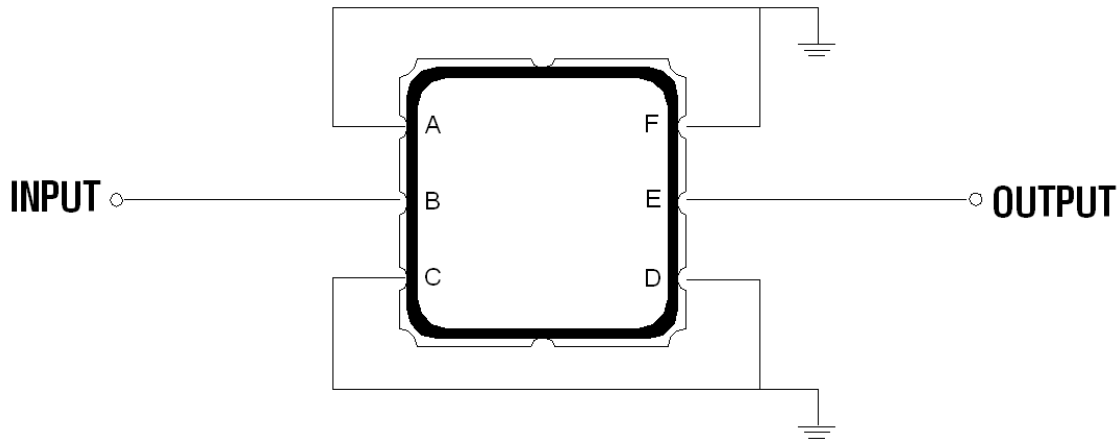
**Mechanical Dimensions (mm)**



Pin Description	
A, C, D, F	Ground
B	In
E	Out



**Test Circuit**



Source and Load Impedance: 50 Ω



### Maximum Ratings

Parameters Description	Unit	Minimum	Typical	Maximum
Operating Temperature Range	°C	-10	-	+50
Storage Temperature Range	°C	-40	-	+85
Maximum DC Voltage	V	-	-	10
Maximum Input Power	dBm	-	-	0
Source Impedance (single ended) <sup>(1)</sup>	Ω	-	50	-
Load Impedance (single ended) <sup>(1)</sup>	Ω	-	50	-

Notes: No Matching Network (Ref. Testing Environment Circuit as shown above)

### Electrical Specification

Parameters Description	Unit	Minimum	Typical	Maximum
Center Frequency (Fo)	MHz	-	409.0	-
Insertion Loss within 407.0 ~ 411.0 MHz	dB	-	2.5	3.5
Amplitude Ripple within 407.0 ~ 411.0 MHz	dB <sub>p-p</sub>	-	0.8	1.5
Attenuation:				
Fo-200 ~ Fo-42.8 MHz	dB	48	53	-
Fo+42.8 ~ Fo+200 MHz	dB	48	52	-



### Frequency Performance

