



Data Sheet

 telephone  
949 252 0522

BACK

Product Category: RF SAW Filter

Part Number  
802-RF881.5M-APackage  
3.0 x 3.0 SMDApplication  
CDMA RxLast Modified  
Apr. 12 2003

TYPE :

881.5 MHz RF SAW Filter

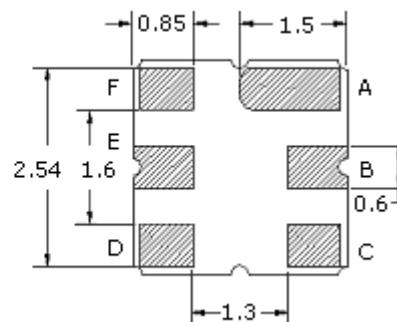
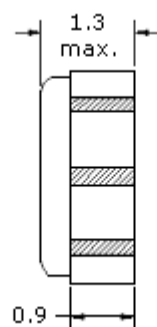
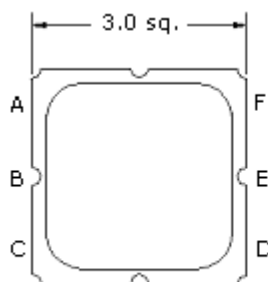
PART NUMBER :

**802-RF881.5M-A****OPERATING CONDITIONS / ELECTRICAL CHARACTERISTICS**

PARAMETERS	Condition	Minimum	Typical	Maximum	Units
Center Frequency	-	-	881.5	-	MHz
Insertion Loss	869.0 ~ 894.0 MHz	-	2.5	3.0	dB
DC Voltage	-	-	-	5	V
Input Power	-	-	-	20	dBm
Operating Temperature	-	-30	-	+65	°C
Storage Temperature	-	-40	-	+85	°C
Ripple	869.0 ~ 894.0 MHz	-	1.3	2.0	dB
Stopband Attenuation	DC ~ 800 MHz	25.0	27.6	-	dB
	824.0 ~ 849.0 MHz	20.0	35.0	-	
	939.0 ~ 1120.0 MHz	28.0	31.0	-	
	1120.0 ~ 2000.0 MHz	20.0	30.0	-	
VSWR	869.0 ~ 894.0 MHz	-	1.8	2.0	-
Terminating Impedance	-	-	50	-	ohm

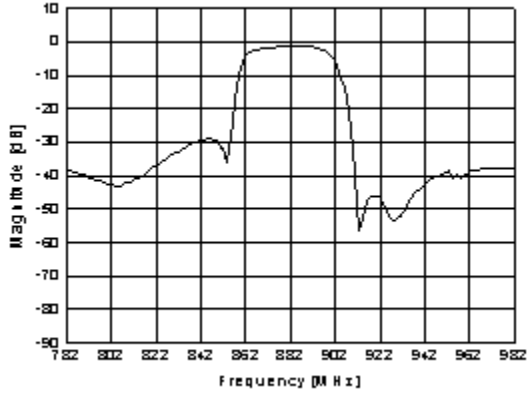
\* Maximum Rating (Ta=25°C)

\*\* Custom SAW RF Filters available. Contact Oscilent for assistance.

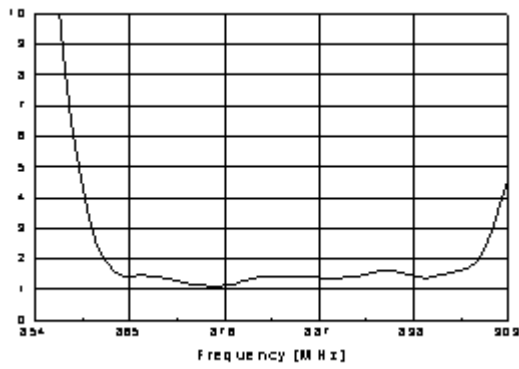
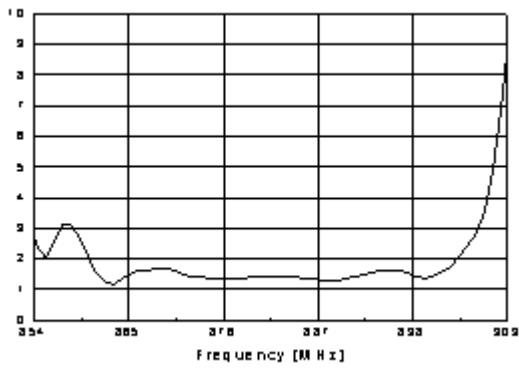


Pin Layout	
A	Ground
B	Output
C	Ground
D	Ground
E	Input
F	Ground

**Frequency Reponse**



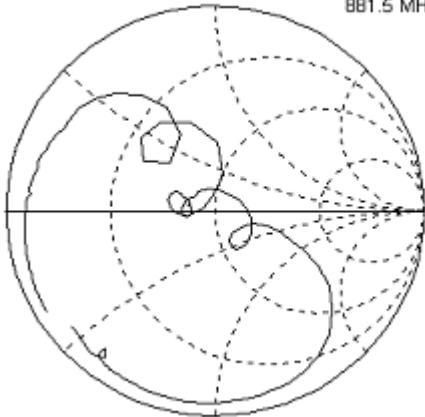
**VSWR (S11, S22)**



**Smith Chart**

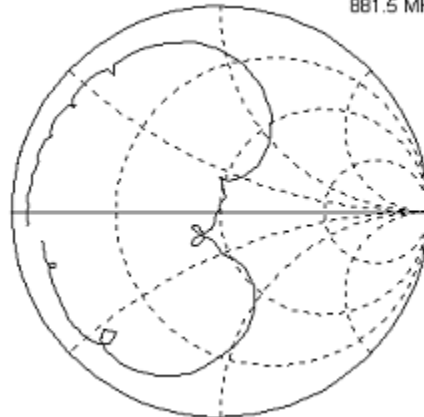
S11

$36.2827 + j0.039159$   
881.5 MHz



S22

$38.5844 - j7.1693$   
881.5 MHz



**Oscilent Corporation** - CALL **949.252.0522**  
17962 Sky Park Circle . Building D . Irvine . CA 92614 . USA  
Fax: 949.252.0599 . E-Mail: [Sales@Oscilent.com](mailto:Sales@Oscilent.com)

**Part No.:** 802-RF881.5M-A