



REV A January 2010

Oscilent Controlled Document

Ordering Code / Part Number	Product Description
802-RF836.5M-D	CDMA, RF-Tx SAW Filter

Specification Contents

- o Mechanical Dimensions
- o Test Circuit
- o Maximum Ratings
- o Electrical Specification
- o Frequency Performance
- o VSWR
- o Smith Chart

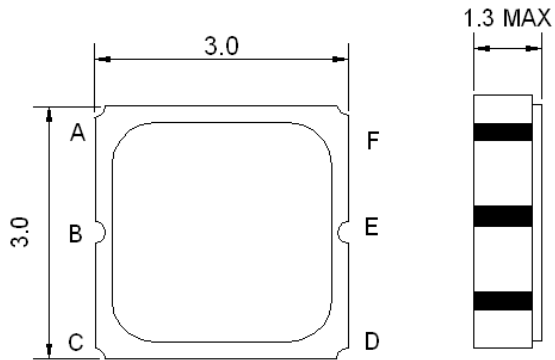
Notes

- o Electrostatic Sensitive Device (ESD) 
- o Avoid excessive ultrasonic exposure
- o Solderability compatible with JEDEC J-STD-020C Pb-free process, 260°C peak reflow temperature
- o This product complies with EU directive 2002/95/EC (RoHS compliance)

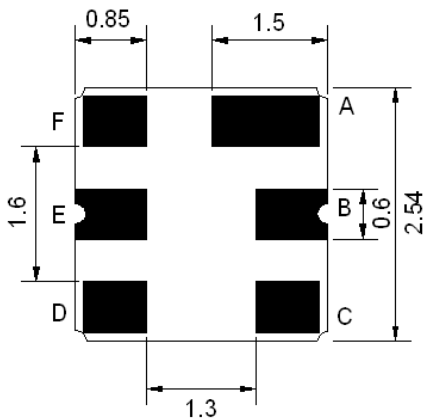




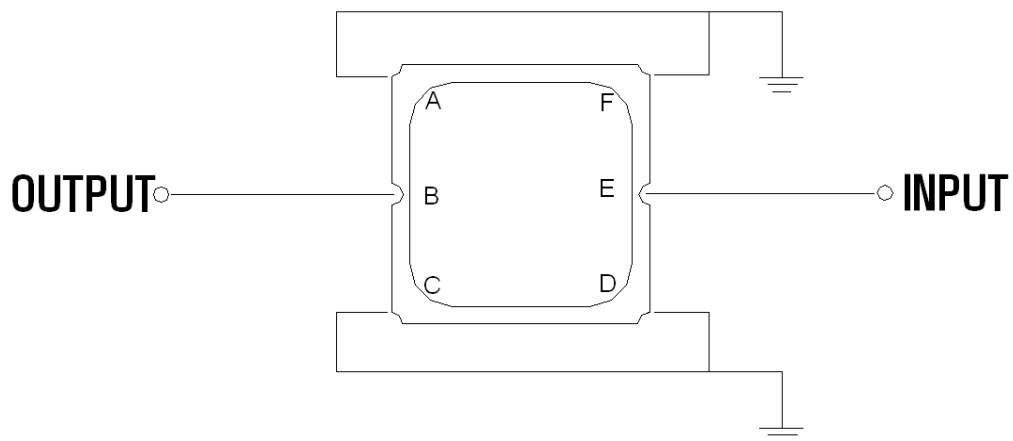
Mechanical Dimensions (mm)



Pin Description	
A, C, D, F	Ground
E	In
B	Out



Test Circuit



Source and Load Impedance: 50 Ω



Maximum Ratings

Parameters Description	Unit	Minimum	Typical	Maximum
Operating Temperature Range	°C	-30	-	+80
Storage Temperature Range	°C	-40	-	+85
Maximum DC Voltage	V	-	-	5
Maximum Input Power	dBm	-	-	15
Source Impedance (single ended) ⁽¹⁾	Ω	-	50	-
Load Impedance (single ended) ⁽¹⁾	Ω	-	50	-

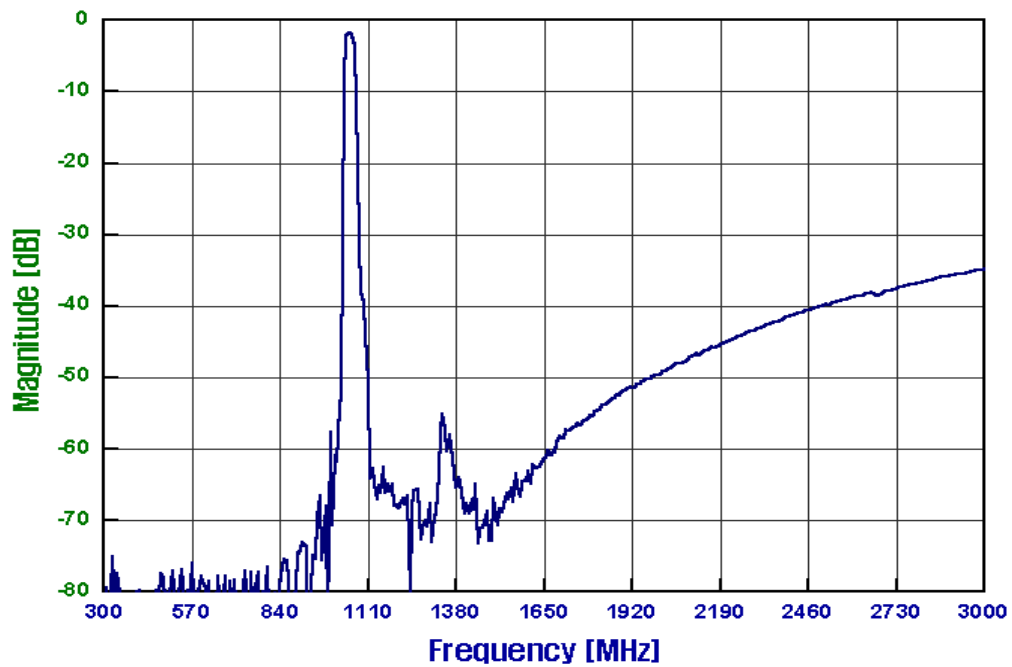
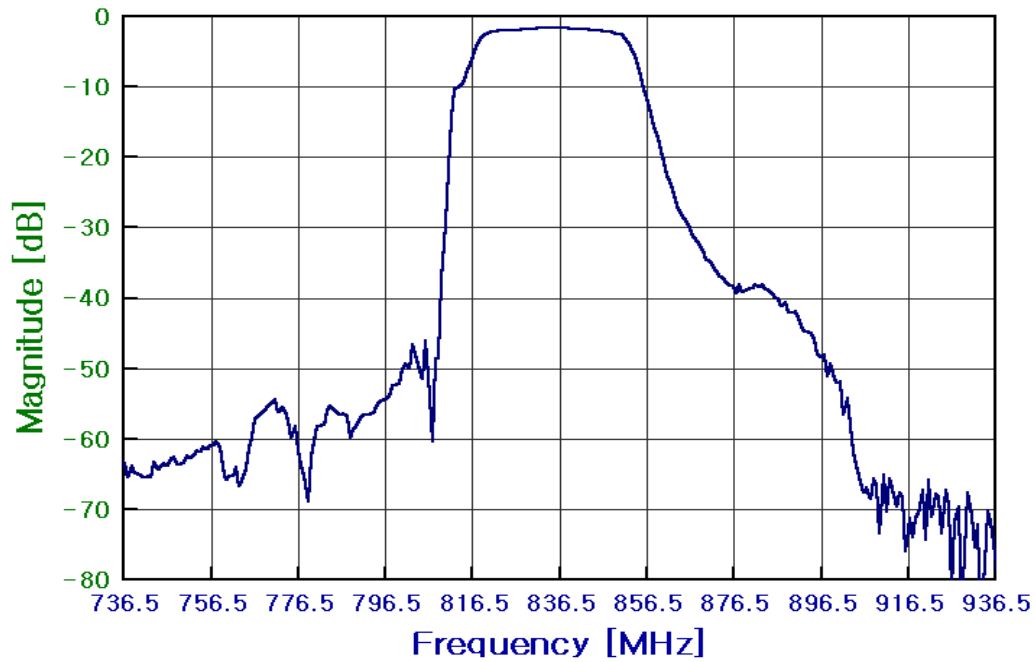
Notes: No Matching Network (Ref. Testing Environment Circuit as shown above).

Electrical Specification

Parameters Description	Unit	Minimum	Typical	Maximum
Center Frequency (Fo)	MHz	-	836.5	-
Insertion Loss within 824~849 MHz	dB	-	2.2	3.0
Amplitude Ripple within 824~849 MHz	dB _{p-p}	-	0.6	1.5
Attenuation:				
D.C. ~ 800 MHz	dB	48	53	-
869 ~ 1049 MHz	dB	27	32	-
1049 ~ 1200 MHz	dB	50	54	-
1200 ~ 2000 MHz	dB	43	48	-
VSWR within 824~849 MHz	-	-	1.5	2.0

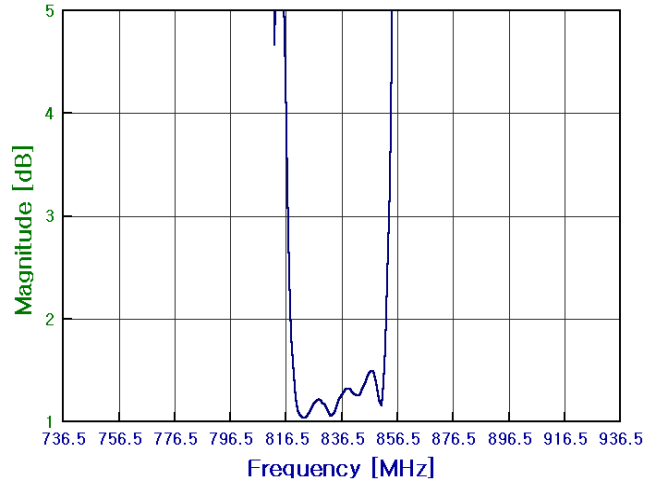
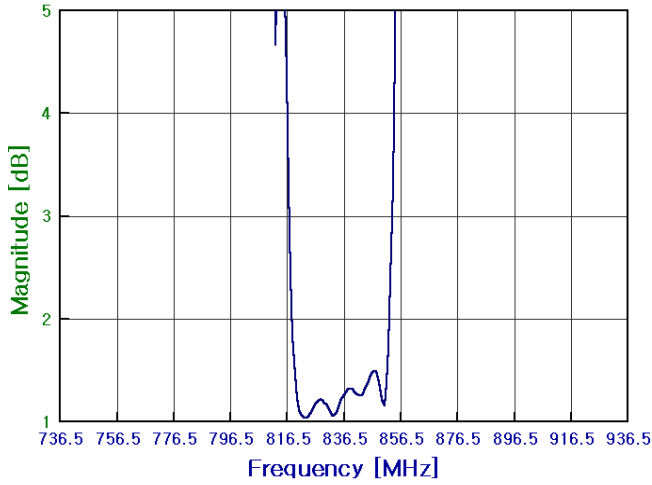


Frequency Performance





VSWR



Smith Chart

