



# PRODUCT SPECIFICATION

REV A January 2010


Oscilent Controlled Document

Ordering Code / Part Number	Product Description
802-RF1960.0M-A	US-PCS, RF-Rx SAW Filter

## Specification Contents

- o Mechanical Dimensions
- o Test Circuit
- o Maximum Ratings
- o Electrical Specification
- o Frequency Performance
- o VSWR
- o Smith Chart

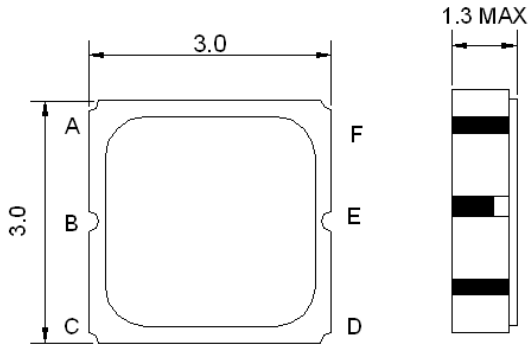
## Notes

- o Electrostatic Sensitive Device (ESD) 
- o Avoid excessive ultrasonic exposure
- o Solderability compatible with JEDEC J-STD-020C Pb-free process, 260°C peak reflow temperature
- o This product complies with EU directive 2002/95/EC (RoHS compliance)

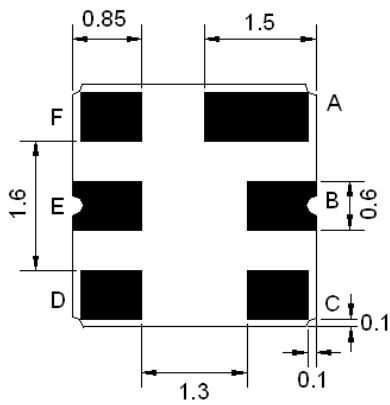




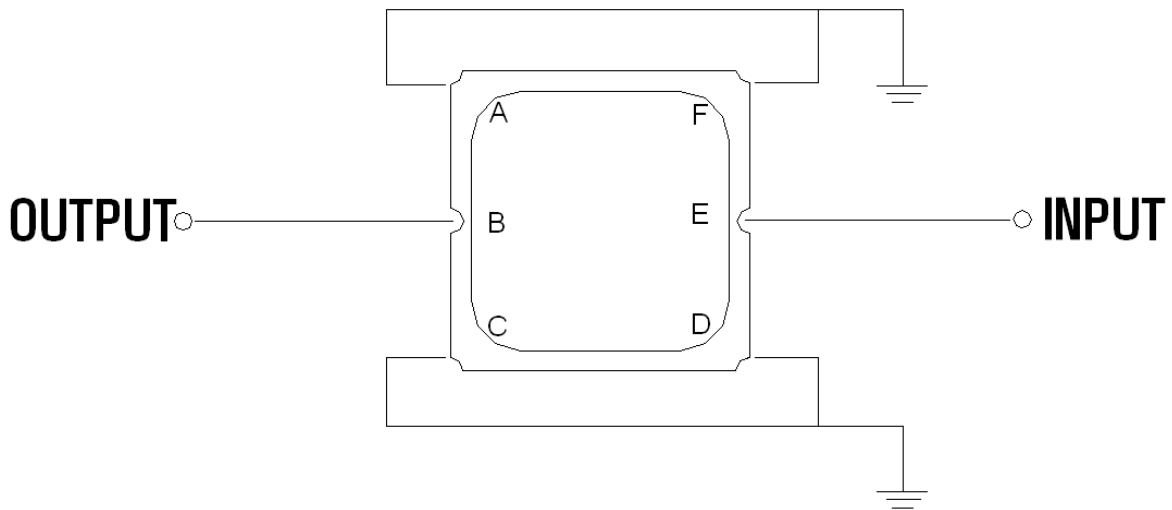
## Mechanical Dimensions (mm)



Pin Description	
A, C, D, F	Ground
E	In
B	Out



## Test Circuit



Source and Load Impedance: 50  $\Omega$

**Maximum Ratings**

Parameters Description	Unit	Minimum	Typical	Maximum
Operating Temperature Range	°C	-30	-	+85
Storage Temperature Range	°C	-40	-	+85
Maximum DC Voltage	V	-	-	7.5
Maximum Input Power	dBm	-	-	15
Source Impedance (single ended) <sup>(1)</sup>	Ω	-	50	-
Load Impedance (single ended) <sup>(1)</sup>	Ω	-	50	-

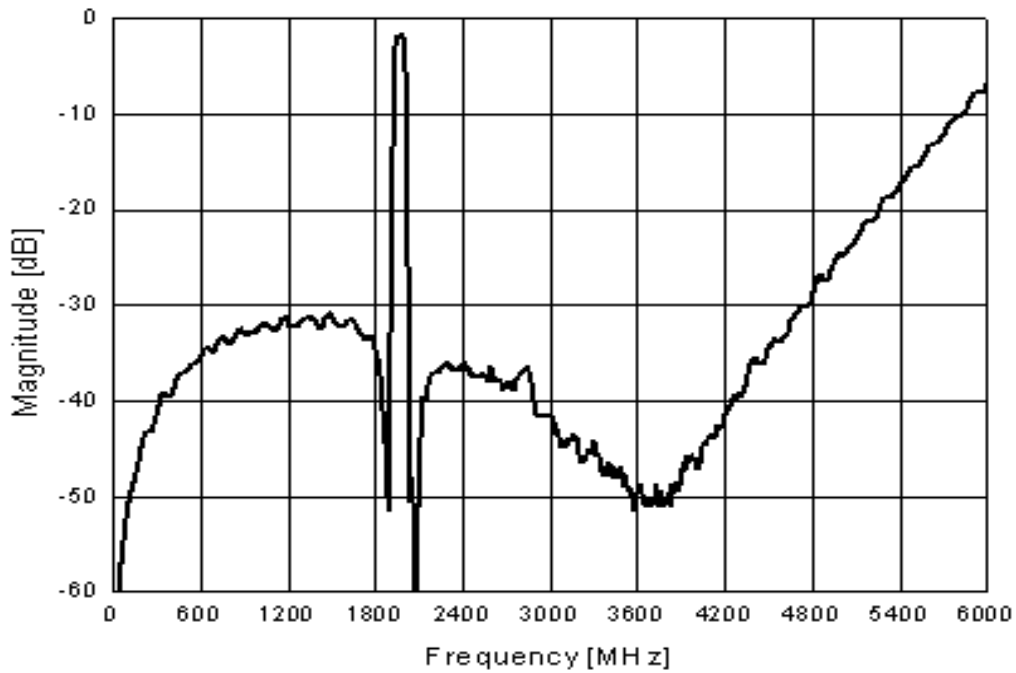
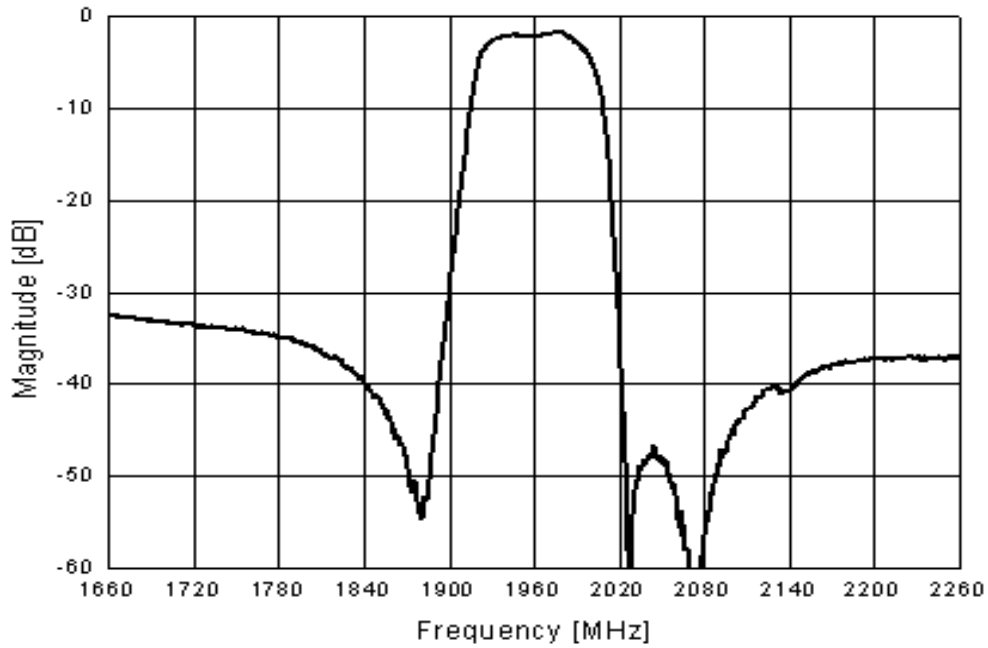
Notes: No Matching Network (Ref. Testing Environment Circuit as shown above).

**Electrical Specification**

Parameters Description	Unit	Minimum	Typical	Maximum
Center Frequency (Fo)	MHz	-	1960	-
Insertion Loss within 1930 ~ 1990 MHz	dB	-	2.4	3.5
Amplitude Ripple within 1930 ~ 1990 MHz	dB <sub>p-p</sub>	-	1.0	2.0
Attenuation:				
D.C. ~ 1850 MHz	dB	20	32	-
1850 ~ 1910 MHz	dB	10	21	-
2030 ~ 2080 MHz	dB	35	45	-
2110 ~ 2170 MHz	dB	28	37	-
2170 ~ 2550 MHz	dB	25	34	-
VSWR within 1930 ~ 1990 MHz	-	-	1.7	2.5

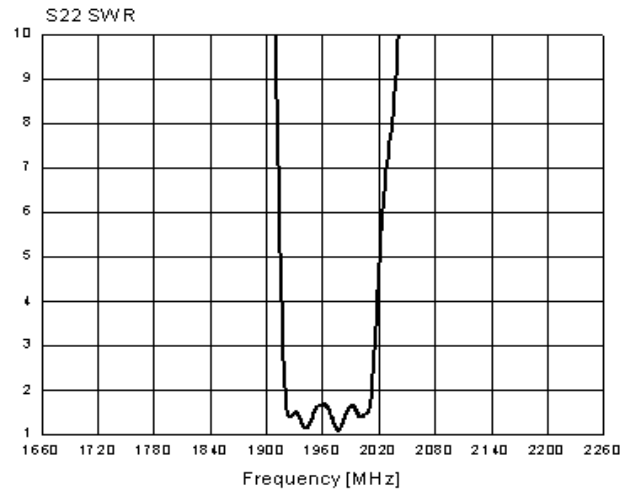
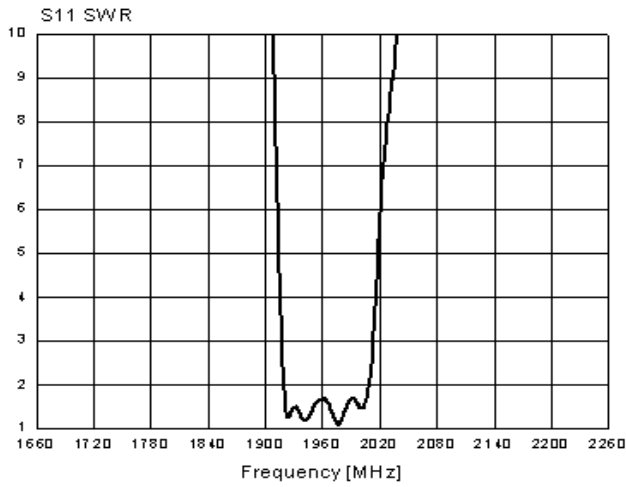


## Frequency Performance





## VSWR



## Smith Chart

