



**Data Sheet**



Product Category: RF SAW Filter

Part Number  
802-RF1575.42M-A

Package  
3.0 x 3.0 SMD

Application  
GPS

Last Modified  
Apr. 12 2003

TYPE :  
1575.42 MHz RF SAW Filter

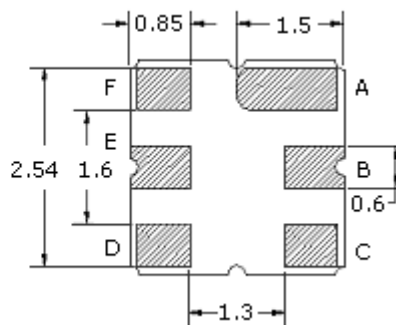
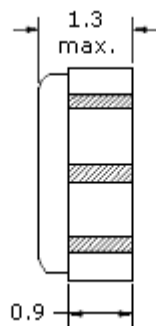
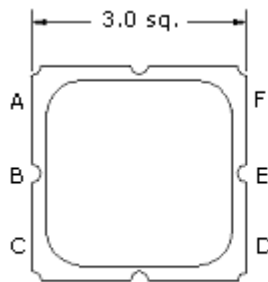
PART NUMBER :  
**802-RF1575.42M-A**



**OPERATING CONDITIONS / ELECTRICAL CHARACTERISTICS**

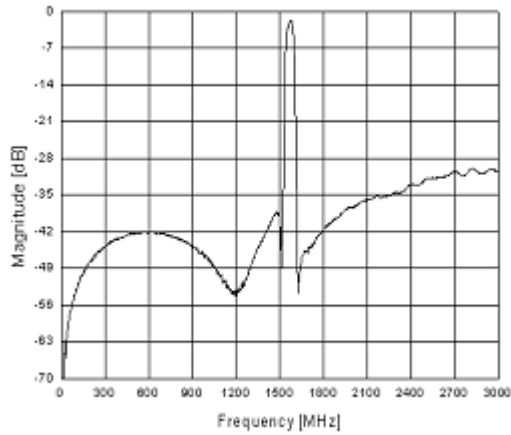
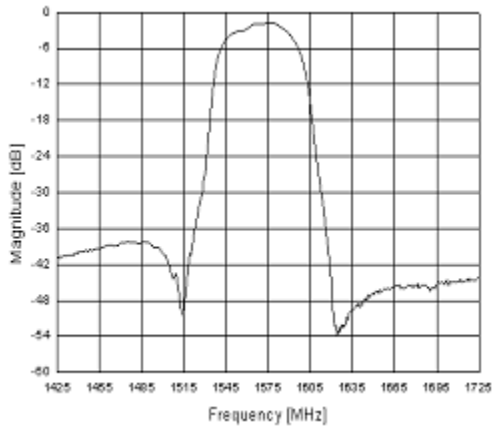
PARAMETERS	Condition	Minimum	Typical	Maximum	Units
Center Frequency	-	-	1575.42	-	MHz
Insertion Loss	1574.22 ~ 1576.62 MHz	-	1.85	2.0	dB
DC Voltage	-	-	-	0	V
Input Power	-	-	-	10	dBm
Operating Temperature	-	-40	-	+85	°C
Storage Temperature	-	-40	-	+85	°C
Amplitude Ripple	1574.22 ~ 1576.62 MHz	-	0.15	1.0	dB
Stopband Attenuation	DC ~ 1450.0MHz	35.0	39.0	-	dB
	1450.0 ~ 1500.0 MHz	30.0	38.0	-	
	1625.0 ~ 1640.0 MHz	40.0	48.0	-	
	1640.0 ~ 2000.0 MHz	30.0	37.0	-	
	2000.0 ~ 3000.0 MHz	30.0	30.9	-	
VSWR	1574.22 ~ 1576.62 MHz	-	1.3	2.0	-
Terminating Impedance	-	-	50	-	ohm

\* Maximum Rating (Ta=25°C)  
\*\* Custom SAW RF Filters available. Contact Oscilent for assistance.

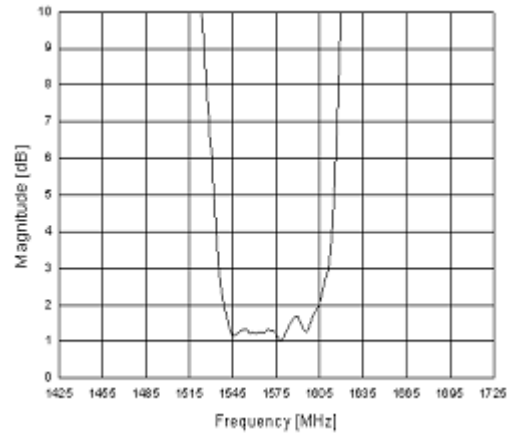
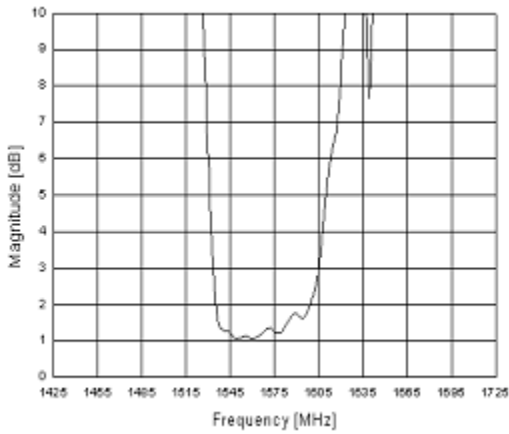


A	Ground
B	Output
C	Ground
D	Ground
E	Input
F	Ground

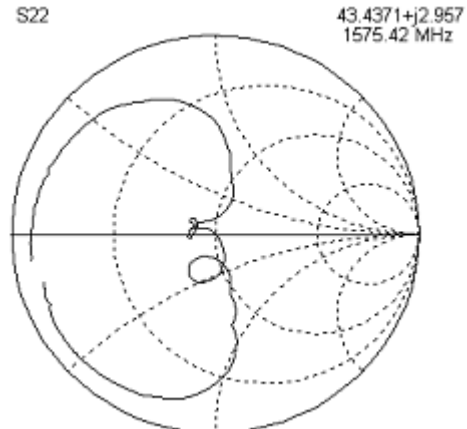
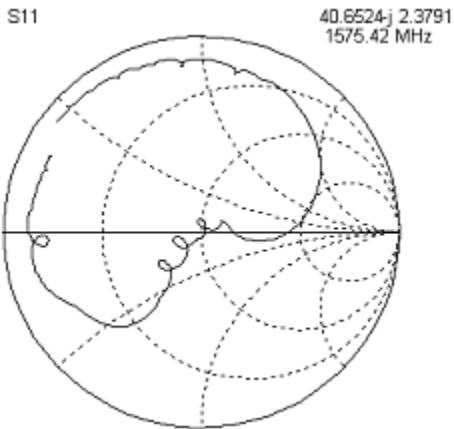
**Frequency Reponse**



**VSWR (S11, S22)**



**Smith Chart**



**Oscilent Corporation** - CALL **949.252.0522**  
17962 Sky Park Circle . Building D . Irvine . CA 92614 . USA  
Fax: 949.252.0599 . E-Mail: [Sales@Oscilent.com](mailto:Sales@Oscilent.com)

**Part No.:** **802-RF1575.42M-A**