



Data Sheet



Product Category: IF SAW Filter

| | | | |
|----------------|---------------|---------------|---------------|
| Part Number | Package | Application | Last Modified |
| 820-IF82.5M-BB | 20.2 x 12.6mm | IF SAW Filter | Apr 18, 2007 |

TYPE :

82.5 MHz Bandpass Filter

PART NUMBER :

820-IF82.5M-BB

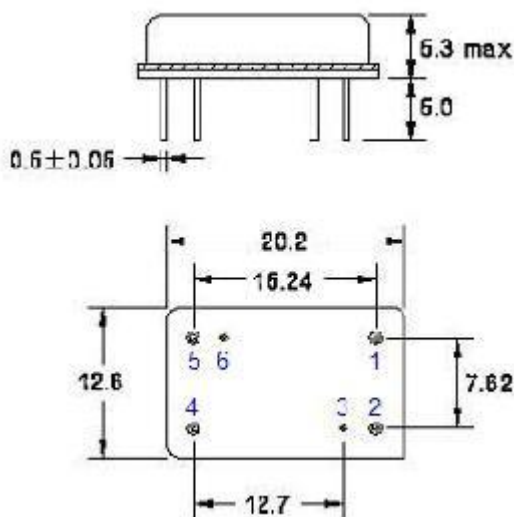


OPERATING CONDITIONS / ELECTRICAL CHARACTERISTICS

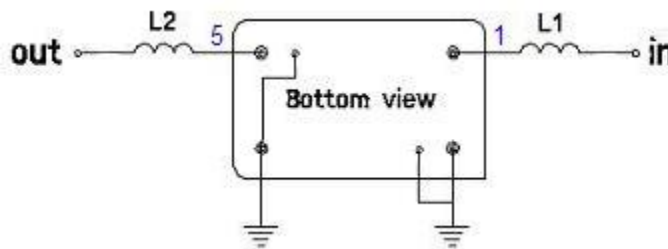
| PARAMETERS | Minimum | Typical | Maximum | Units |
|----------------------------------|---------|---------|---------|--------|
| Center Frequency (Fo) | - | 82.5 | - | MHz |
| Insertion Loss at Fo | - | 24.2 | 26.0 | dB |
| Source Impedance (single ended)* | - | 50 | - | ohm |
| Load Impedance (single ended)* | - | 50 | - | ohm |
| Bandwidth at -1.0 dB | 18.0 | 18.1 | - | MHz |
| Bandwidth at -3.0 dB | 18.4 | 18.5 | - | MHz |
| Bandwidth at -35.0 dB | - | 19.9 | 20.0 | MHz |
| Bandwidth at -40.0 dB | - | 20.0 | 20.1 | MHz |
| Amplitude Ripple | - | 0.5 | 1.0 | dBp-p |
| Ultimate Rejection | 50 | 55 | - | dB |
| Group Delay Variation | - | 35 | 60 | nsec |
| Absolute Delay at Fo | - | 2.25 | - | µsec |
| Temperature Coefficient | - | -72 | - | ppm/°C |

*With Matching Network (Reference Testing Environment Circuit as shown) Modify Impedance Values as necessary.

PACKAGE OUTLINE (mm)



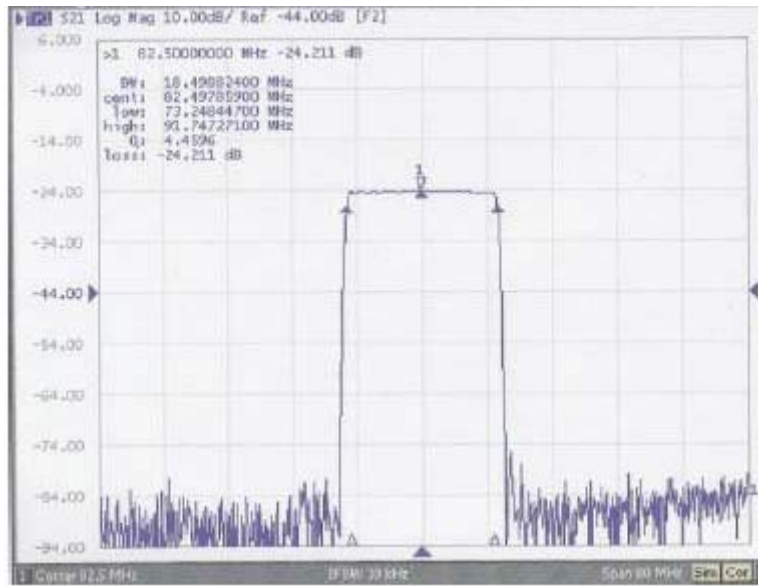
TEST FIXTURE



PIN Descriptions In-1, Out-5, Ground-2,3,4,6

| Test Fixture & Values | |
|-----------------------|--------------|
| Input | L1=22nH Q>40 |
| Output | L2=33nH Q>40 |

Frequency Response



Oscilent Corporation - CALL **949.252.0522**

Part No.: 820-IF82.5M-BB

18195 East McDermott Street, Building D, Irvine, CA 92614, USA

Fax: 949.252.0599, E-Mail: Sales@Oscilent.com