



**Data Sheet**



Product Category: IF SAW Filter

Part Number	Package	Application	Last Modified
835-IF80.0M-B	35.0 x 12.8 Thru Hole	Base Station & Repeater	Jan. 01, 2007

TYPE :

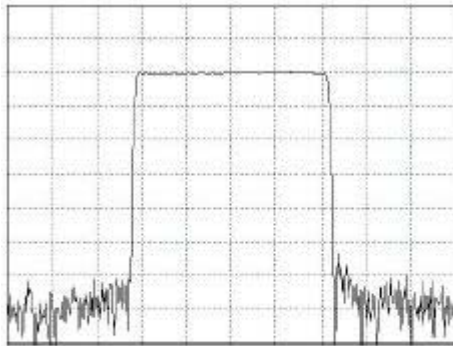
80.0 MHz Bandpass Filter  
25.0 MHz Bandwidth

PART NUMBER :

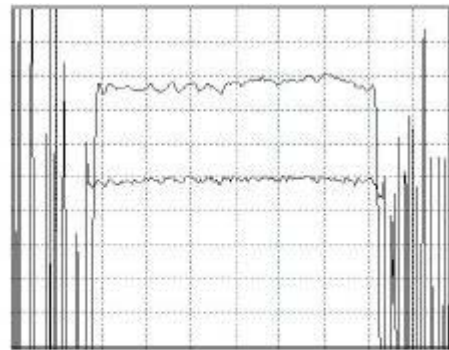
**835-IF80.0M-B**



**FREQUENCY CHARACTERISTICS**



Horizontal : 6.0 MHz/Div  
Vertical : 10 dB/Div



Horizontal : 4.0 MHz/Div  
Vertical : 1 dB/Div  
Vertical : 100 ns/Div

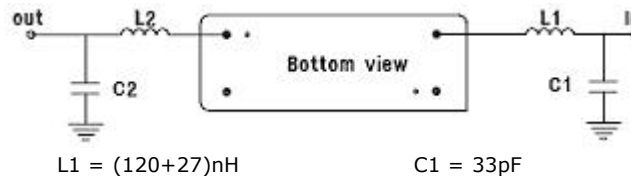
**OPERATING CONDITIONS / ELECTRICAL CHARACTERISTICS**

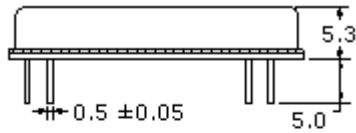
PARAMETERS	Minimum	Typical	Maximum	Units
Center Frequency	79.90	80.0	80.10	MHz
Insertion Loss	-	25.0	27.0	dB
1dB Bandwidth	25.0	25.1	-	MHz
3dB Bandwidth	25.35	25.42	-	MHz
50dB Bandwidth	-	26.72	26.90	MHz
Passband Ripple	-	0.7	1.0	dB
Group Delay Variation	-	40	100	nsec
Ultimate Rejection	50	55	-	dB
Substrate Material	-	LN	-	-
Absolute Delay	-	2.44	-	usec
Ambient Temperature	-	25	-	°C

\* Custom SAW IF Filters available. Contact Oscilent for assistance.

**PACKAGE OUTLINE**

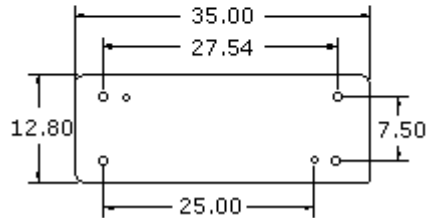
**TEST FIXTURE**





L2 = 120nH  
Source/Load Impedance = 50 ohms

C2 = 30pF



**Oscilent Corporation** - CALL **949.252.0522**

**Part No.:** 835-IF80.0M-B

18195 East McDermott Street, Building D, Irvine, CA 92614, USA  
Fax: 949.252.0599, E-Mail: Sales@Oscilent.com