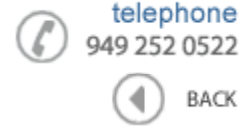




Data Sheet



Product Category: IF SAW Filter

Part Number	Package	Application	Last Modified
835-IF70.0M-PA	35.0 x 12.8 Thru Hole	Base Station & Repeater	Jan. 01, 2007

TYPE :

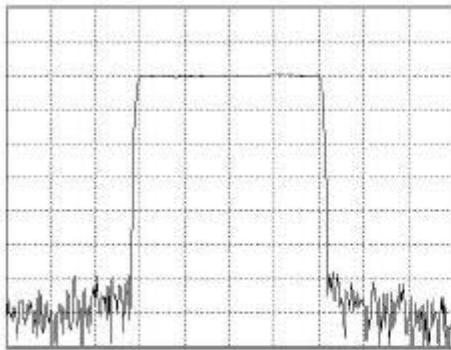
70.0 MHz Bandpass Filter
20.55 MHz Bandwidth

PART NUMBER :

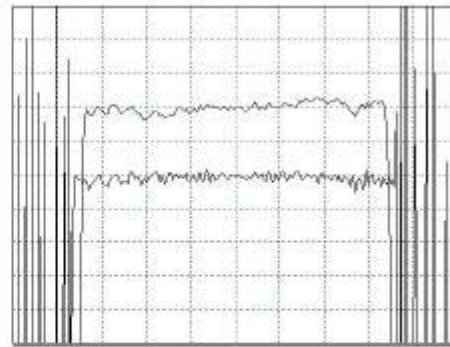
835-IF70.0M-PA



FREQUENCY CHARACTERISTICS



Horizontal : 5.0 MHz/Div
Vertical : 10 dB/Div



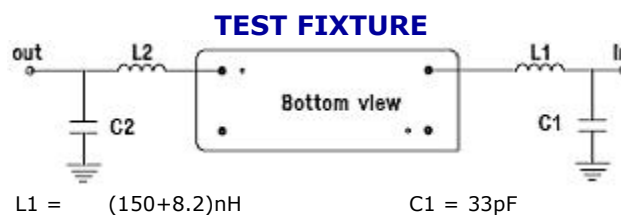
Horizontal : 3.0 MHz/Div
Vertical : 1 dB/Div
Vertical : 100 ns/Div

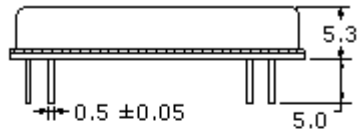
OPERATING CONDITIONS / ELECTRICAL CHARACTERISTICS

PARAMETERS	Minimum	Typical	Maximum	Units
Center Frequency	69.94	70.00	70.06	MHz
Insertion Loss	-	23.5	26.0	dB
1dB Bandwidth	20.35	20.47	-	MHz
3dB Bandwidth	20.55	20.75	-	MHz
40dB Bandwidth	-	21.81	22.00	MHz
Passband Ripple	-	0.6	1.0	dB
Group Delay Variation	-	70	150	nsec
Ultimate Rejection	55	60	-	dB
Substrate Material	-	LN	-	-
Absolute Delay	-	2.83	-	usec
Ambient Temperature	-	25	-	°C

* Custom SAW IF Filters available. Contact Oscilent for assistance.

PACKAGE OUTLINE

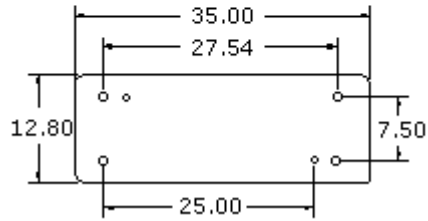




$$L2 = (82+82)\text{nH}$$

$$C2 = 27\text{pF}$$

$$\text{Source/Load Impedance} = 50 \text{ ohms}$$



Oscilent Corporation - CALL **949.252.0522**

Part No.: 835-IF70.0M-PA

18195 East McDermott Street, Building D, Irvine, CA 92614, USA
Fax: 949.252.0599, E-Mail: Sales@Oscilent.com