



Data Sheet



Product Category: IF SAW Filter

Part Number	Package	Application	Last Modified
813-IF68.75M-A	13.3 x 6.5 SMD	Base Station & Repeater	Jan. 01, 2007

TYPE :

68.75 MHz Bandpass Filter

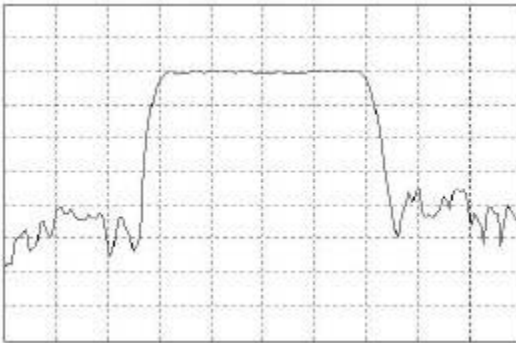
12.0 MHz Bandwidth



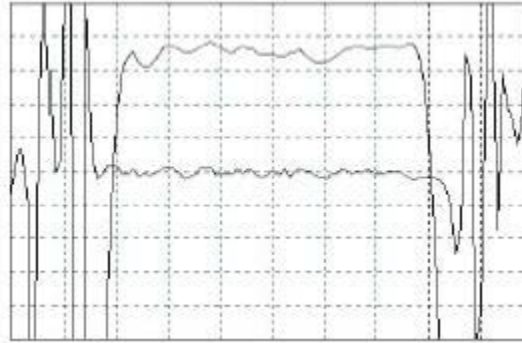
PART NUMBER :

813-IF68.75M-A

FREQUENCY CHARACTERISTICS



Horizontal : 3.0 MHz/Div
Vertical : 10 dB/Div



Horizontal : 2.0 MHz/Div
Vertical : 1 dB/Div
Vertical : 100 ns/Div

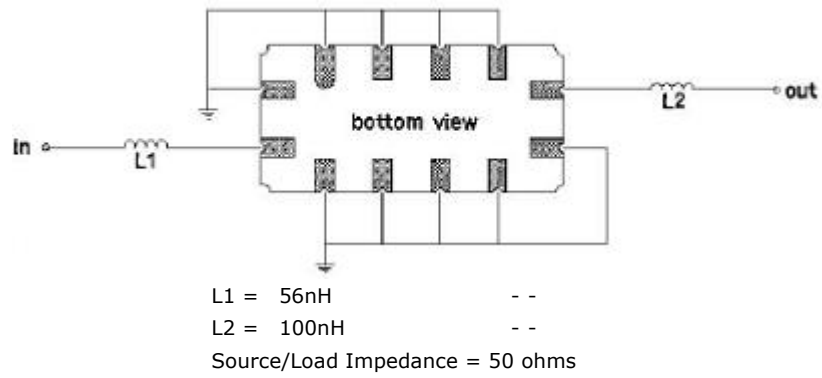
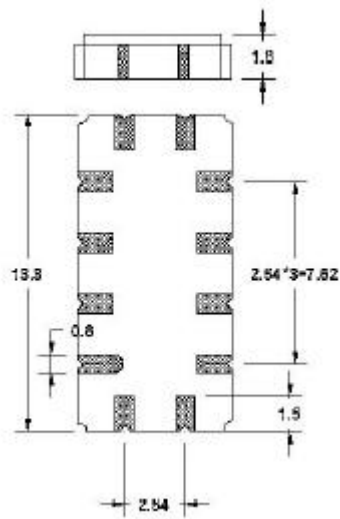
OPERATING CONDITIONS / ELECTRICAL CHARACTERISTICS

PARAMETERS	Minimum	Typical	Maximum	Units
Center Frequency	68.70	68.75	68.80	MHz
Insertion Loss	-	21.8	24.0	dB
1dB Bandwidth	11.3	11.6	-	MHz
3dB Bandwidth	12.0	12.1	-	MHz
40dB Bandwidth	-	14.3	15.0	MHz
Passband Ripple	-	0.7	1.0	dB
Group Delay Variation	-	40	100	nsec
Phase Linearity	-	5.0	7.0	deg
Substrate Material	-	LN	-	-
Ambient Temperature	-	25	-	°C

* Custom SAW IF Filters available. Contact Oscilent for assistance.

PACKAGE OUTLINE (mm)

TEST FIXTURE



Oscilent Corporation - CALL **949.252.0522**

Part No.: 813-IF68.75M-A

18195 East McDermott Street, Building D, Irvine, CA 92614, USA
 Fax: 949.252.0599, E-Mail: Sales@Oscilent.com