



**Data Sheet**



Product Category: IF SAW Filter

Part Number	Package	Application	Last Modified
809-IF85.38M-G	9.1 x 4.8 SMD	Mobile Communication	Jan. 01, 2007

TYPE :

85.38 MHz IF SAW Filter

PART NUMBER :

**809-IF85.38M-G**



**OPERATING CONDITIONS / ELECTRICAL CHARACTERISTICS**

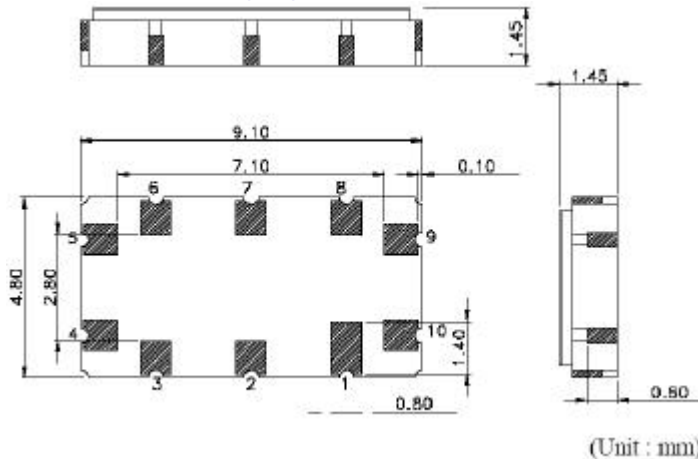
PARAMETERS	Minimum	Typical	Maximum	Units
Center Frequency	-	85.38	-	MHz
Insertion Loss at Fo	-	9.6	12.5	dB
Attenuation Fo +630 kHz	-	3.8	5.0	dB
Attenuation Fo -630 kHz	-	3.8	5.0	dB
Attenuation Fo +900 kHz	33	41	-	dB
Attenuation Fo -900 kHz	33	44	-	dB
Attenuation Fo +1.7 MHz	35	43	-	dB
Attenuation Fo -1.7 MHz	35	42	-	dB
Source Impedance (Single Ended)*	-	50	-	ohm
Load Impedance (Single Ended)*	-	50	-	ohm
Substrate Material	-	Quartz	-	-
Passband Ripple at Fo + 300 kHz	-	0.7	1.2	dB

\* With Matching Network (Ref. Testing Environment Circuit as shown below)

Those impedances could be modified with different impedance values and/or structures, if necessary.

\*\* Custom SAW IF Filters available. Contact Oscilent for assistance.

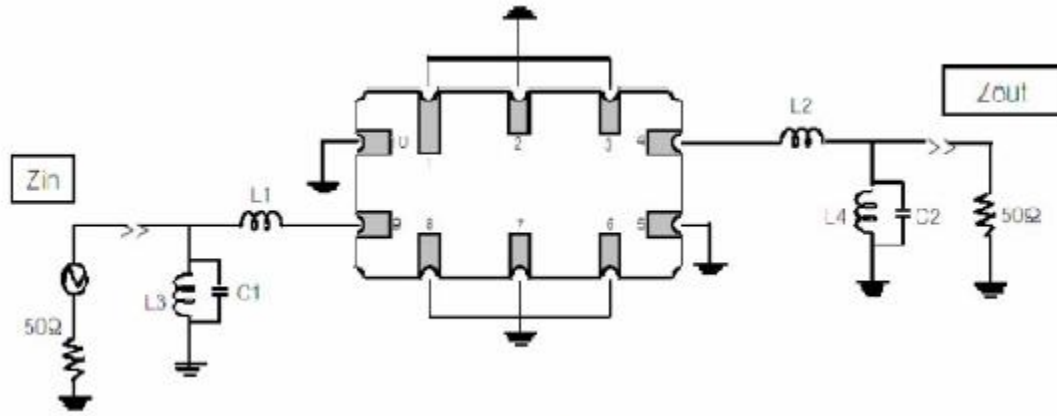
**PACKAGE OUTLINE (mm)**



**PIN Descriptions:**

- 9 – Input
- 10 – Input or Ground
- 4 – Output
- 5 – Output or Ground
- 1,2,3,6,7,8 – Ground
- Index – Left-bottom of Marking

**TEST CIRCUIT**



**SOURCE AND LOAD IMPEDANCE: 50 ohm**

**INPUT:**

L1: TBD nH, C1: TBD pF

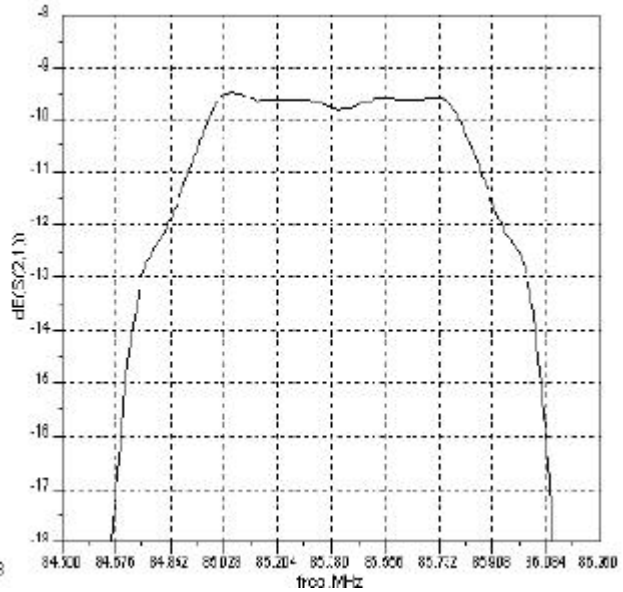
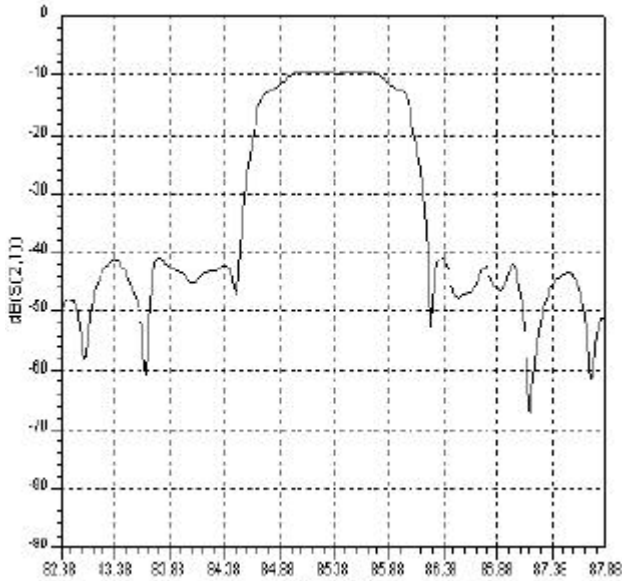
L3: TBD nH

**OUTPUT:**

L2: TBD nH, C2: TBD pF

L4: TBD nH

**FREQUENCY RESPONSE**



**Oscilent Corporation** - CALL **949.252.0522**

**Part No.:** 809-IF85.38M-G

18195 East McDermott Street, Building D, Irvine, CA 92614, USA  
 Fax: 949.252.0599, E-Mail: Sales@Oscilent.com