



PRODUCT SPECIFICATION

REV A January 2011

Oscilent Controlled Document

Ordering Code / Part Number	Product Description
835-IF44.0M-05A	44.0 MHz IF SAW Filter 5.40 MHz Bandwidth

Specification Contents

- o Mechanical Dimensions
- o Test Circuit
- o Maximum Ratings
- o Electrical Specification
- o Frequency Response
- o Smith Chart
- o SWR

Notes

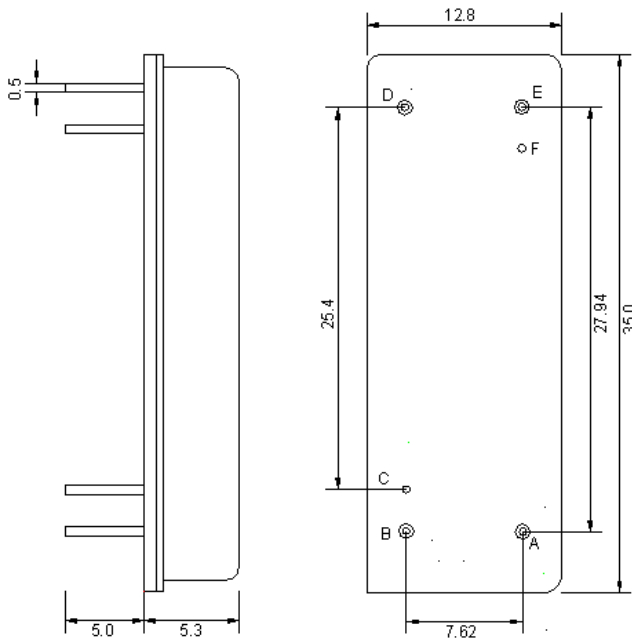
- o Electrostatic Sensitive Device (ESD) 
- o Avoid excessive ultrasonic exposure
- o Solderability compatible with JEDEC J-STD-020C Pb-free process, 260°C peak reflow temperature
- o This product complies with EU directive 2002/95/EC (RoHS compliance)



Oscilent Corporation
Telephone: 1.949.252.0522
Fax: 1.949.252.0522
Email: sales@oscilent.com

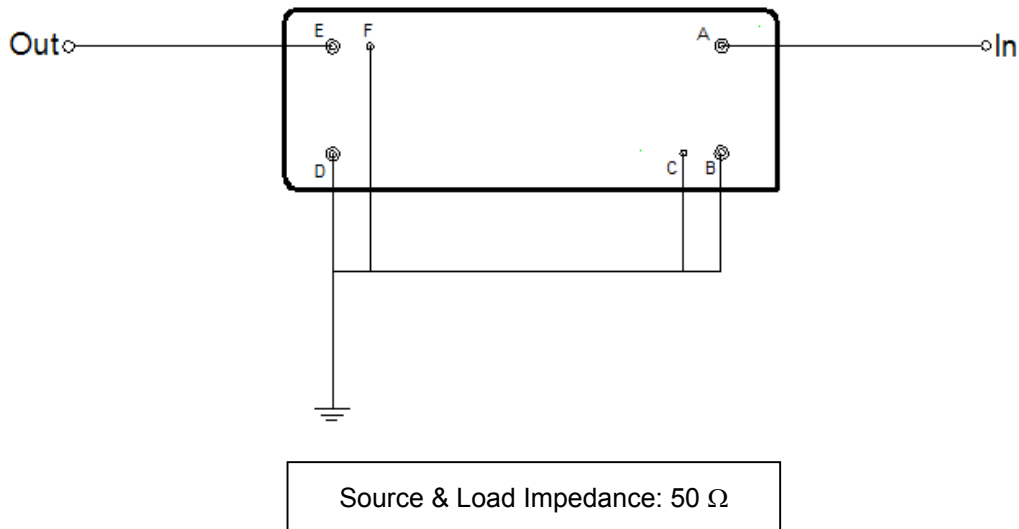


Mechanical Dimensions (mm)



Pin Description	
B, C, D, F	Ground
A	In
E	Out

Test Circuit





Maximum Ratings

Parameters Description	Unit	Minimum	Typical	Maximum
Operating Temperature Range	°C	-30	-	80
Storage Temperature Range	°C	-40	-	85
Maximum DC Voltage	V	-	-	10
Maximum Input Power	dBm	-	-	10
Source Impedance (single ended) ⁽¹⁾	Ω	-	50	-
Load Impedance (single ended) ⁽¹⁾	Ω	-	50	-

Notes: With Matching Network (Ref. Testing Environment Circuit as shown above).

Those impedances could be modified with different impedance values and/or structures, if necessary.

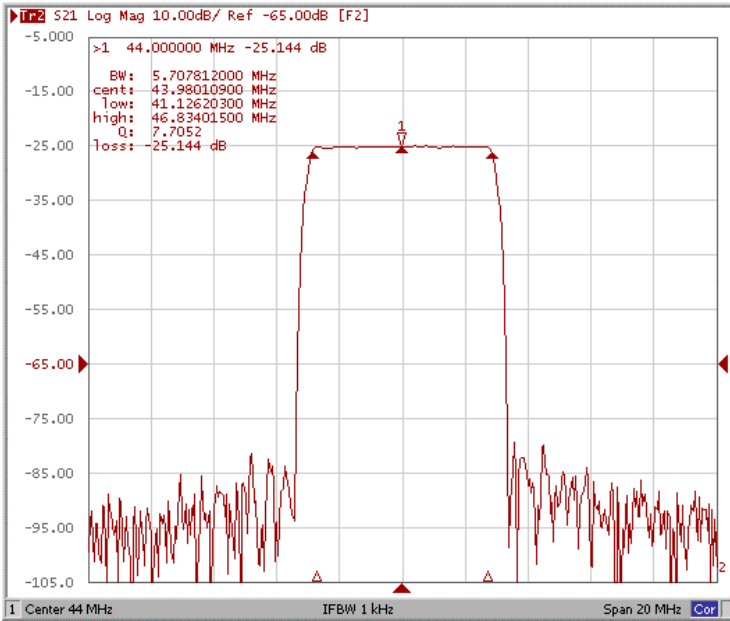
Electrical Specification

Parameters Description	Unit	Minimum	Typical	Maximum
Center Frequency (Fo)	MHz	43.95	44.0	44.05
Insertion Loss at Fo	dB	-	25.0	26.5
Amplitude Ripple Variation at Fo ± 2.7 MHz	dB _{p-p}	-	0.5	0.8
Group Delay Variation at Fo ± 2.7 MHz	nsec	-	60	100
Absolute Delay at Fo	μsec	-	4.1	-
Temperature Coefficient	ppm/°C	-	-94	-
Bandwidth at -1.0 dB	MHz	5.5	5.70	-
Bandwidth at -3.0 dB	MHz	5.8	5.88	-
Bandwidth at -40.0 dB	MHz	-	6.65	6.8
Ultimate Rejection	dB	45	50	-

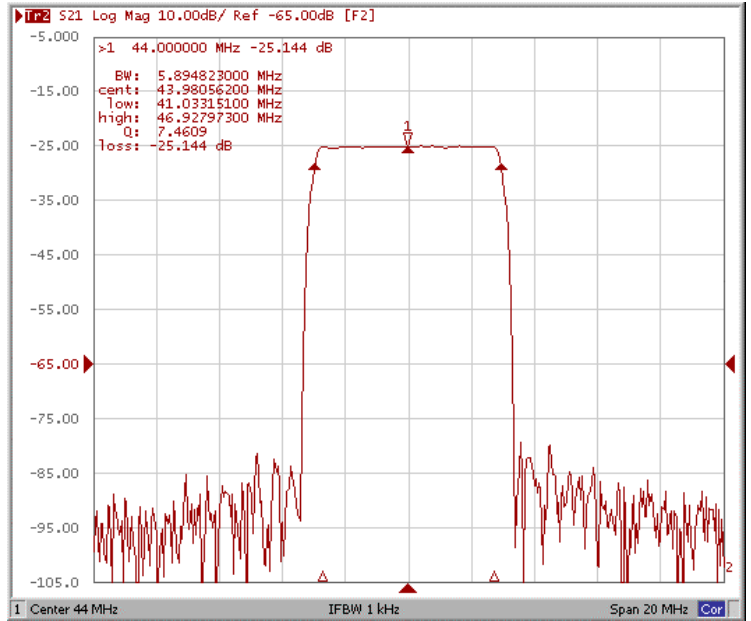


Frequency Response

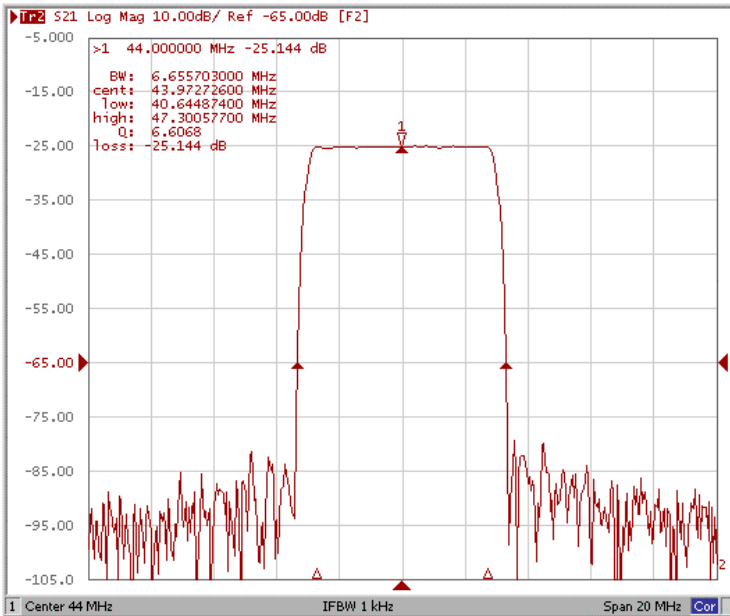
Bandwidth at -1.0 dB



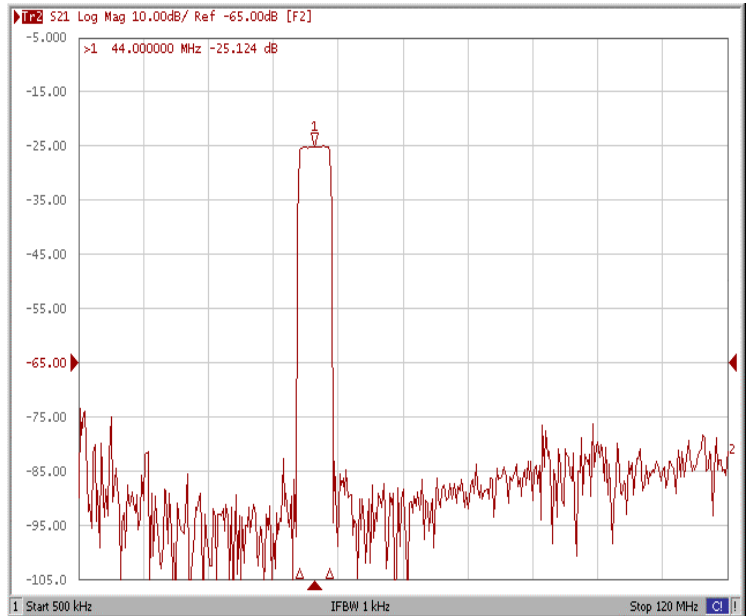
Bandwidth at -3.0 dB



Bandwidth at -40.0 dB

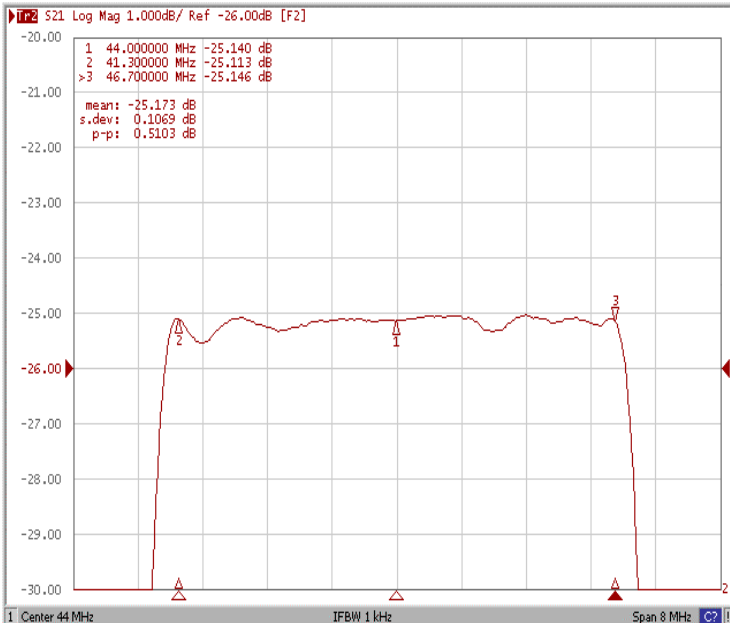


Wide-Band

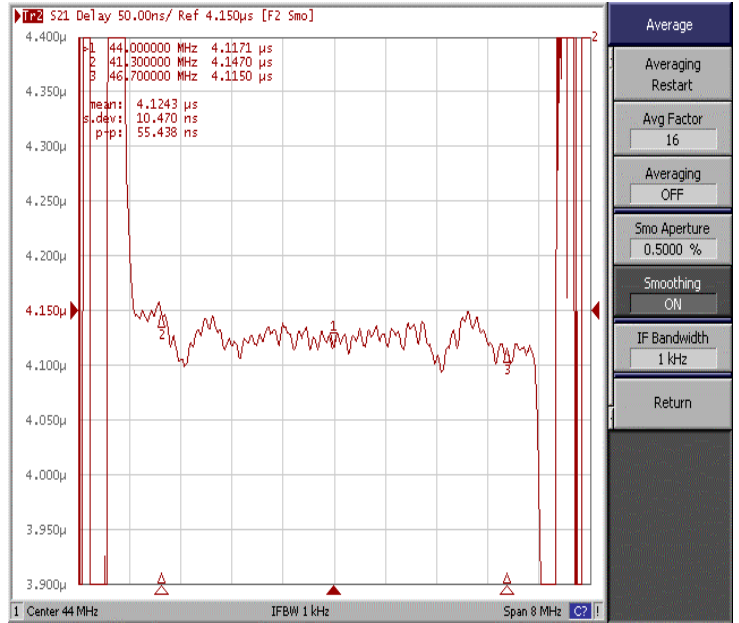




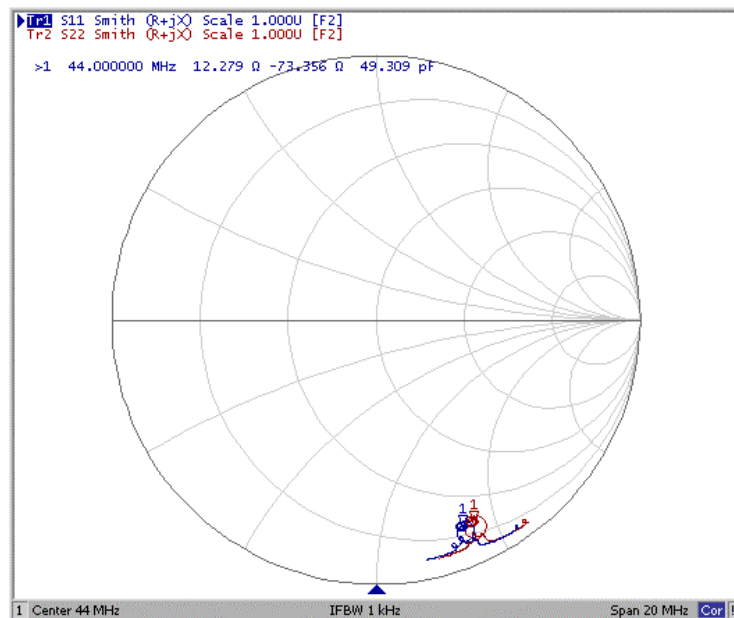
Ripple Variation Fo±2.7MHz



Group Delay Variation Fo±2.7MHz



Smith Chart





SWR

