



REV A January 2011

Oscilent Controlled Document

Ordering Code / Part Number	Product Description
821-IF79.92M-16A	79.92 MHz IF SAW Filter 16.24 MHz Bandwidth

### Specification Contents

- o Mechanical Dimensions
- o Test Circuit
- o Maximum Ratings
- o Electrical Specification
- o Frequency Response
- o Smith Chart
- o VSWR

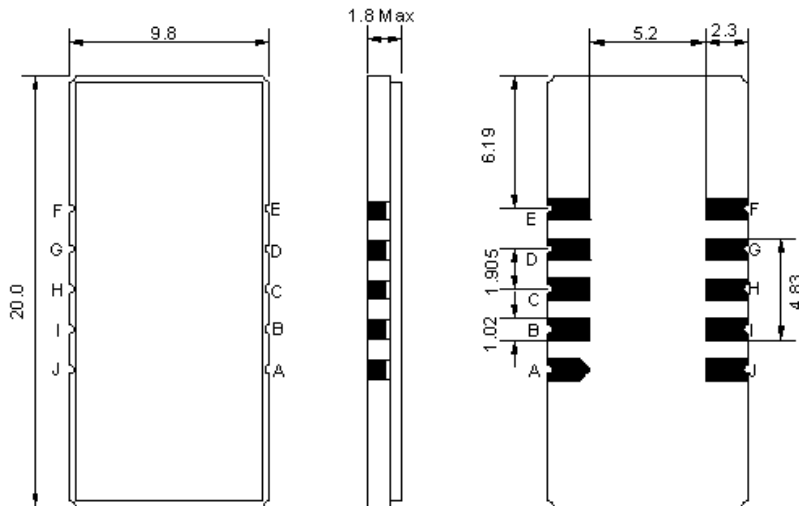
### Notes

- o Electrostatic Sensitive Device (ESD) 
- o Avoid excessive ultrasonic exposure
- o Solderability compatible with JEDEC J-STD-020C Pb-free process, 260°C peak reflow temperature
- o This product complies with EU directive 2002/95/EC (RoHS compliance)



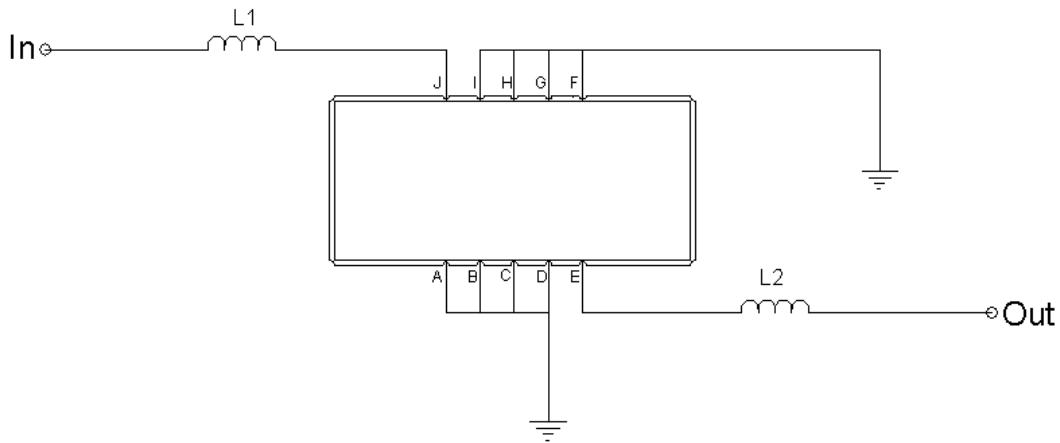


## Mechanical Dimensions (mm)



Pin Description	
A, B, C, D, F, G, H, I	Ground
J	Input
E	Output

## Test Circuit



Test Fixture & Values	
Input	L1 = 56 nH
Output	L2 = 56 nH
Source/Load Impedance	50 Ω



## Maximum Ratings

Parameters Description	Unit	Minimum	Typical	Maximum
Operating Temperature Range	°C	-20	-	70
Storage Temperature Range	°C	-40	-	85
Maximum DC Voltage	V	-	-	10
Maximum Input Power	dBm	-	-	10
Source Impedance (single ended) <sup>(1)</sup>	Ω	-	50	-
Load Impedance (single ended) <sup>(1)</sup>	Ω	-	50	-

Notes: With Matching Network (Ref. Testing Environment Circuit as shown above).

Those impedances could be modified with different impedance values and/or structures, if necessary.

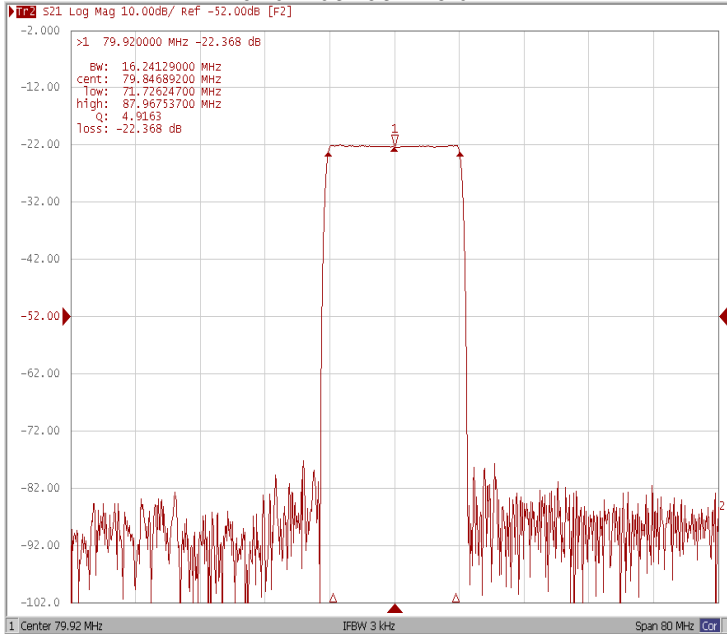
## Electrical Specification

Parameters Description	Unit	Minimum	Typical	Maximum
Center Frequency (Fo)	MHz	-	79.92	-
Insertion Loss at Fo	dB	-	22.5	24.0
Group Delay Variation (Fo±7.56MHz)	nsec	-	35	50
Absolute Delay at Fo	usec	-	2.17	-
Passband Ripple Variation (Fo±7.56MHz)	dB	-	0.47	0.80
Bandwidth at -1dB	MHz	15.80	16.24	-
Bandwidth at -10dB	MHz	-	17.12	-
Bandwidth at -20dB	MHz	-	17.52	-
Bandwidth at -40dB	MHz	-	17.95	18.20
Ultimate Rejection	dB	50	55	-
Temperature Coefficient	ppm/°C	-	-72	-



### Frequency Response

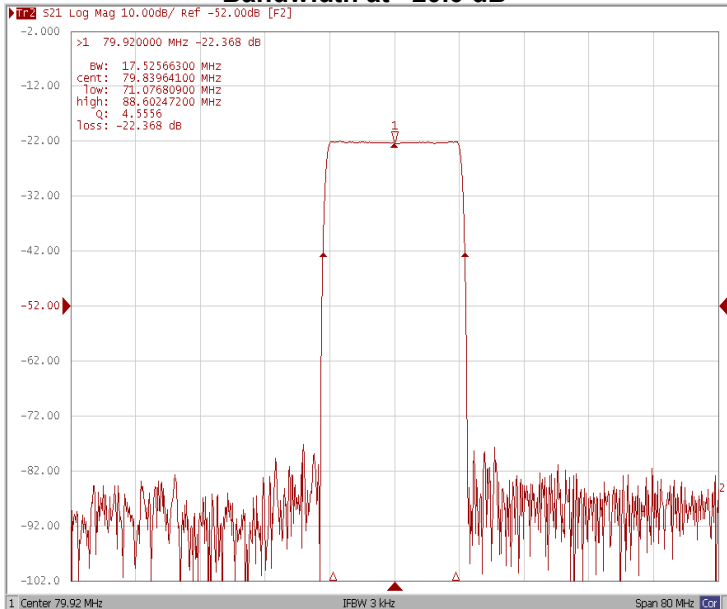
#### Bandwidth at -1.0 dB



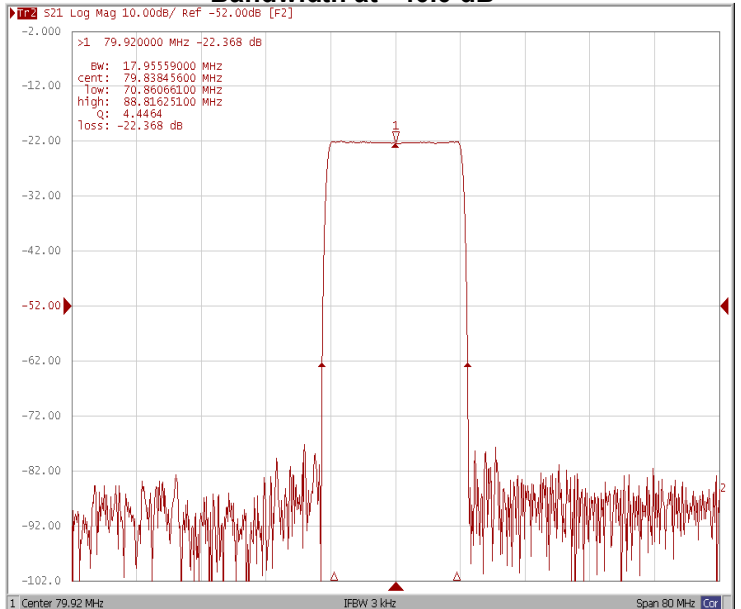
#### Bandwidth at -10.0 dB



#### Bandwidth at -20.0 dB

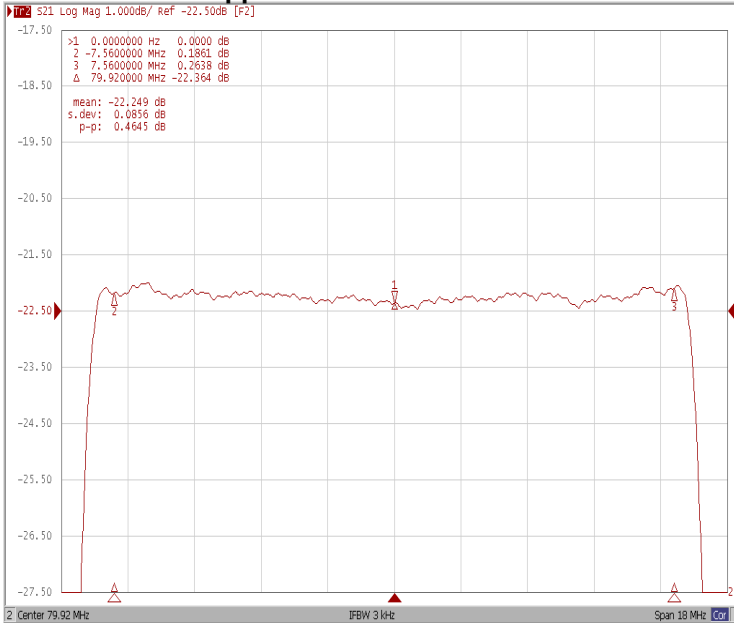


#### Bandwidth at -40.0 dB

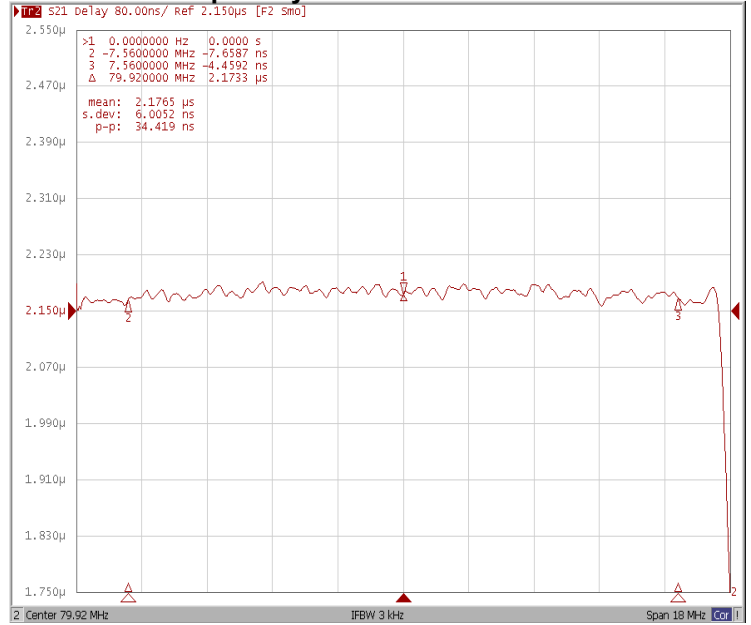




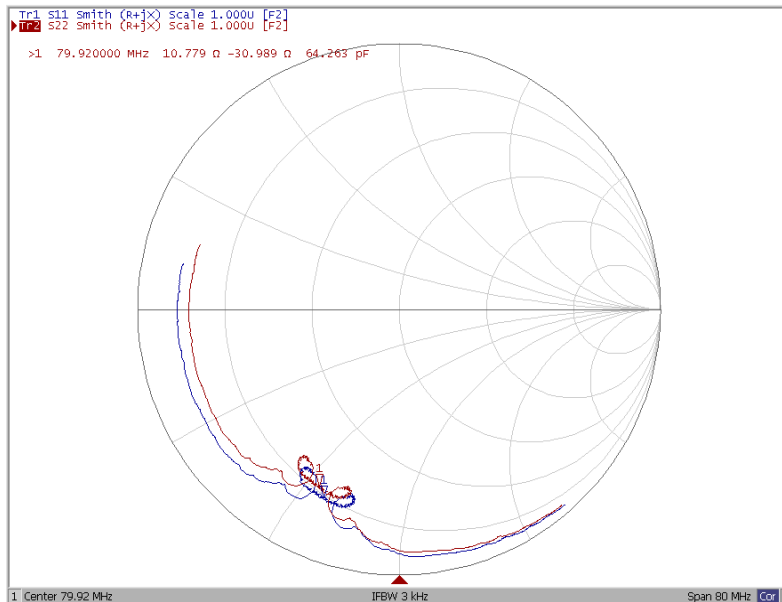
### Ripple Variation Fo±7.56MHz



### Group Delay Variation Fo±7.56MHz



### Smith Chart





### VSWR

