



REV A January 2011

Oscilent Controlled Document

Ordering Code / Part Number	Product Description
821-IF60.51M-13A	60.51 MHz IF SAW Filter 13.91 MHz Bandwidth

Specification Contents

- o Mechanical Dimensions
- o Test Circuit
- o Maximum Ratings
- o Electrical Specification
- o Frequency Response
- o Smith Chart
- o VSWR

Notes

- o Electrostatic Sensitive Device (ESD) 
- o Avoid excessive ultrasonic exposure
- o Solderability compatible with JEDEC J-STD-020C Pb-free process, 260°C peak reflow temperature
- o This product complies with EU directive 2002/95/EC (RoHS compliance)



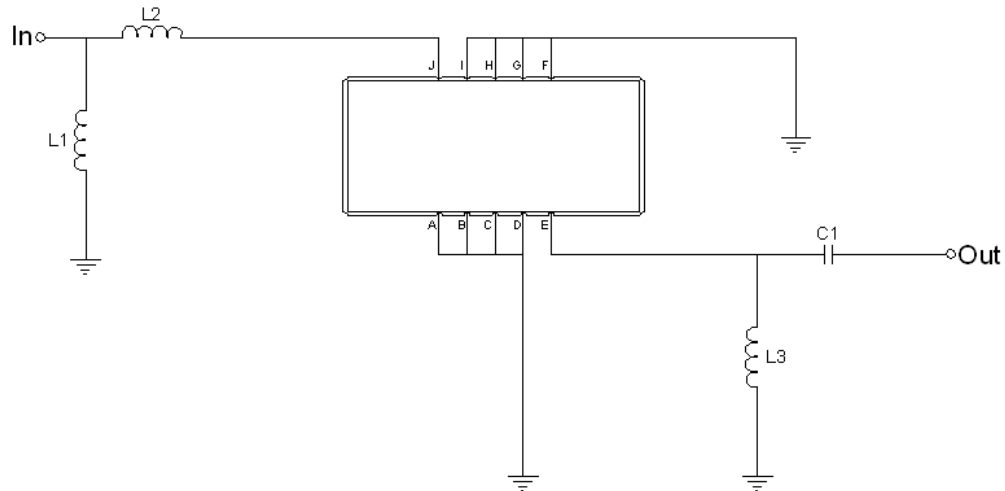


Mechanical Dimensions (mm)



Pin Description	
A, B, C, D, F, G, H, I	Ground
J	Input
E	Output

Test Circuit



Test Fixture & Values	
Input	L1=270nH, L2=150nH
Output	L3=270nH, C1=68pF
Source/Load Impedance	50 Ω



Maximum Ratings

Parameters Description	Unit	Minimum	Typical	Maximum
Operating Temperature Range	°C	-30	-	80
Storage Temperature Range	°C	-40	-	85
Maximum DC Voltage	V	-	-	10
Maximum Input Power	dBm	-	-	10
Source Impedance (single ended) ⁽¹⁾	Ω	-	50	-
Load Impedance (single ended) ⁽¹⁾	Ω	-	50	-

Notes: With Matching Network (Ref. Testing Environment Circuit as shown above).

Those impedances could be modified with different impedance values and/or structures, if necessary.

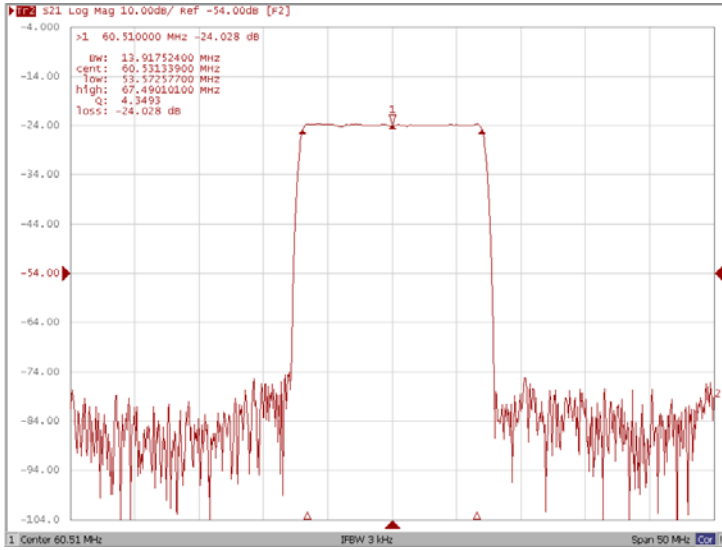
Electrical Specification

Parameters Description	Unit	Minimum	Typical	Maximum
Center Frequency (Fo)	MHz	60.43	60.51	60.59
Insertion Loss at Fo	dB	-	24.00	25.00
Group Delay Variation	ns	-	35	60
Absolute Delay at Fo	us	-	2.33	-
Passband Ripple Variation	dB	-	0.45	0.95
Bandwidth at -1dB	MHz	-	13.91	-
Bandwidth at -3dB	MHz	14.10	14.24	-
Bandwidth at -50dB	MHz	-	15.76	15.85
Ultimate Rejection	dB	50	53	-
Temperature coefficient	ppm/°C	-	-72	-

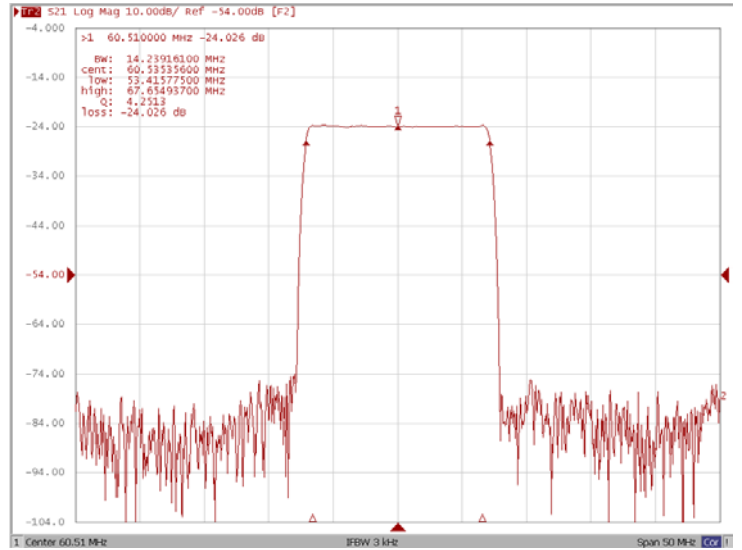


Frequency Response

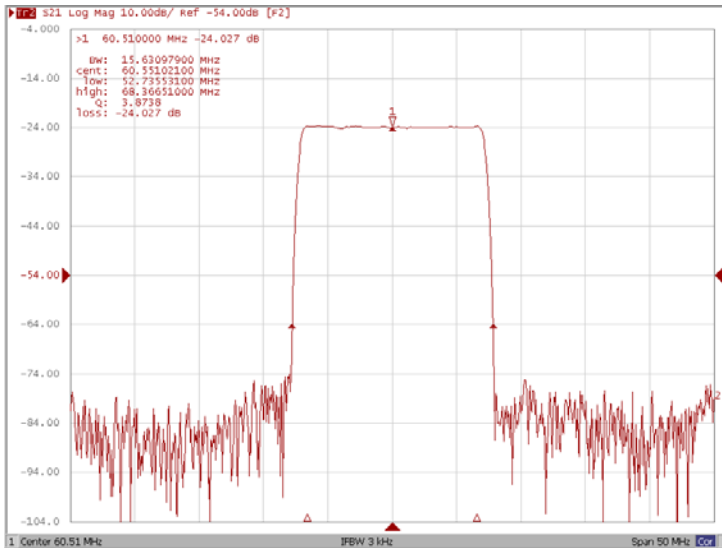
Bandwidth at -1.0 dB



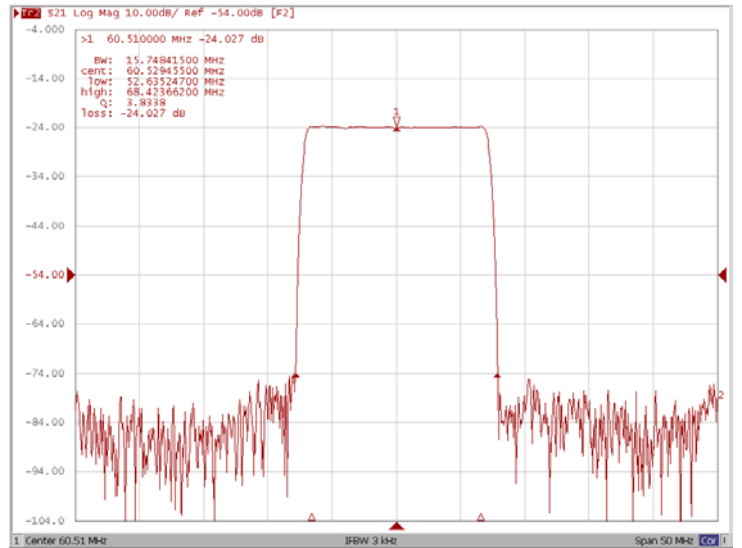
Bandwidth at -3.0 dB



Bandwidth at -40.0 dB



Bandwidth at -50.0 dB

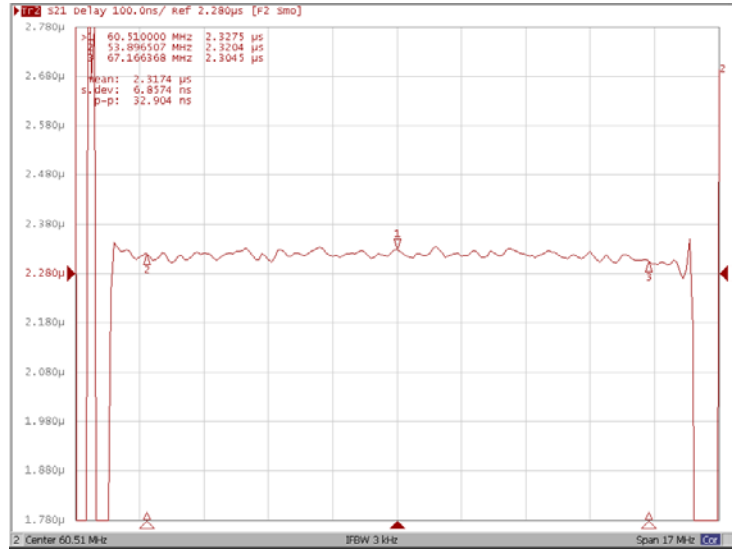




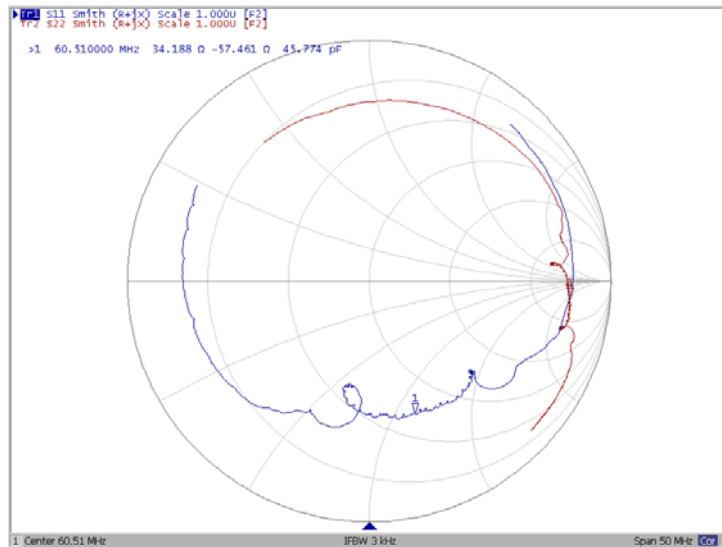
Ripple Variation



Group Delay Variation



Smith Chart





VSWR

