



PRODUCT SPECIFICATION

REV A January 2011

Oscilent Controlled Document

Ordering Code / Part Number	Product Description
819-IF153.0M-A	153.6 MHz IF SAW Filter 2.10 MHz Bandwidth

Specification Contents

- o Mechanical Dimensions
- o Test Circuit
- o Maximum Ratings
- o Electrical Specification
- o Frequency Response

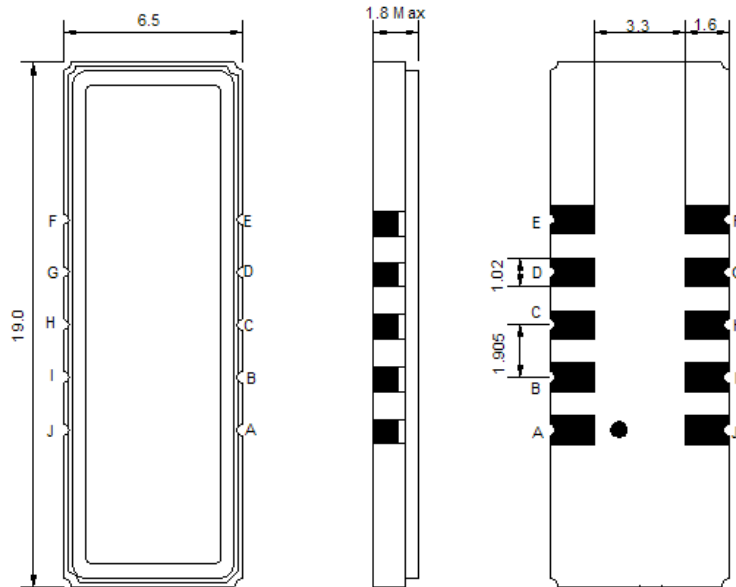
Notes

- o Electrostatic Sensitive Device (ESD) 
- o Avoid excessive ultrasonic exposure
- o Solderability compatible with JEDEC J-STD-020C Pb-free process, 260°C peak reflow temperature
- o This product complies with EU directive 2002/95/EC (RoHS compliance)



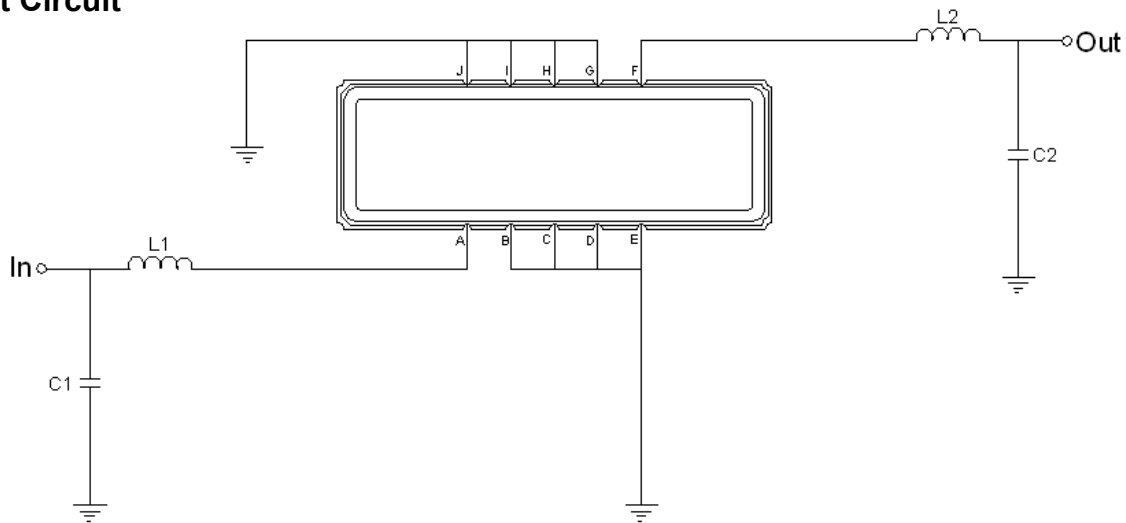


Mechanical Dimensions (mm)



Pin Description	
B, C, D, E, G, H, I, J	Ground
A	Input
F	Output

Test Circuit



Test Fixture & Values	
Input	L1 = 78 nH, C1 = 47 pF
Output	L2 = 68 nH, C2 = 39 pF
Source/Load Impedance	50 Ω



Maximum Ratings

Parameters Description	Unit	Minimum	Typical	Maximum
Operating Temperature Range	°C	-30	-	80
Storage Temperature Range	°C	-40	-	85
Maximum DC Voltage	V	-	-	10
Maximum Input Power	dBm	-	-	10
Source Impedance (single ended) ⁽¹⁾	Ω	-	50	-
Load Impedance (single ended) ⁽¹⁾	Ω	-	50	-

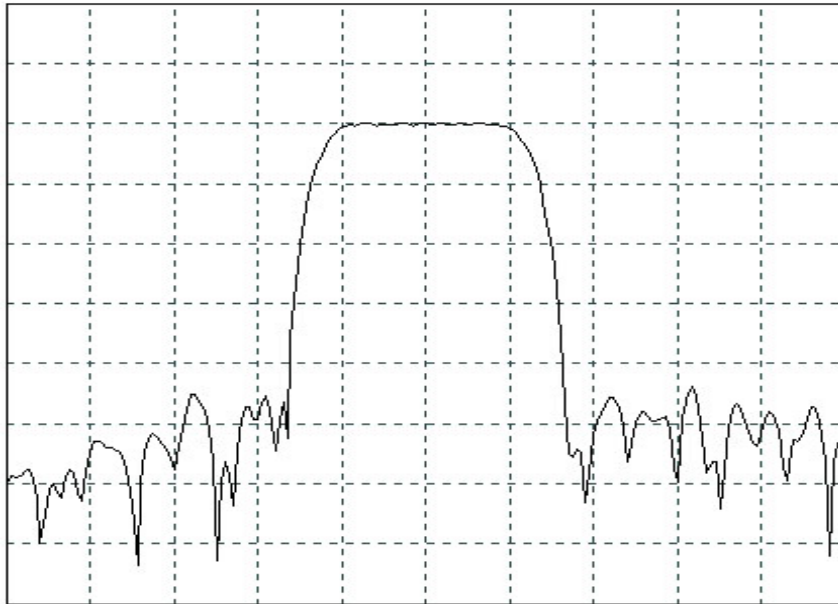
Notes: With Matching Network (Ref. Testing Environment Circuit as shown above).
Those impedances could be modified with different impedance values and/or structures, if necessary.

Electrical Specification

Parameters Description	Unit	Minimum	Typical	Maximum
Center Frequency (Fo)	MHz	153.50	153.60	153.70
Insertion Loss at Fo	dB	-	19.0	20.0
Group Delay Variation	nsec	-	190	220
Absolute Delay at Fo	usec	-	2.2	-
Phase Linearity	deg	-	5.0	7.0
Passband Ripple Variation	dB	-	0.45	0.6
Bandwidth at -1dB	MHz	1.8	2.0	-
Bandwidth at -3dB	MHz	2.1	2.3	-
Bandwidth at -40dB	MHz	-	3.3	3.5
Ultimate Rejection	dB	40	45	-
Substrate Material		-	Qz	-
Ambient Temperature	°C	-	25	-

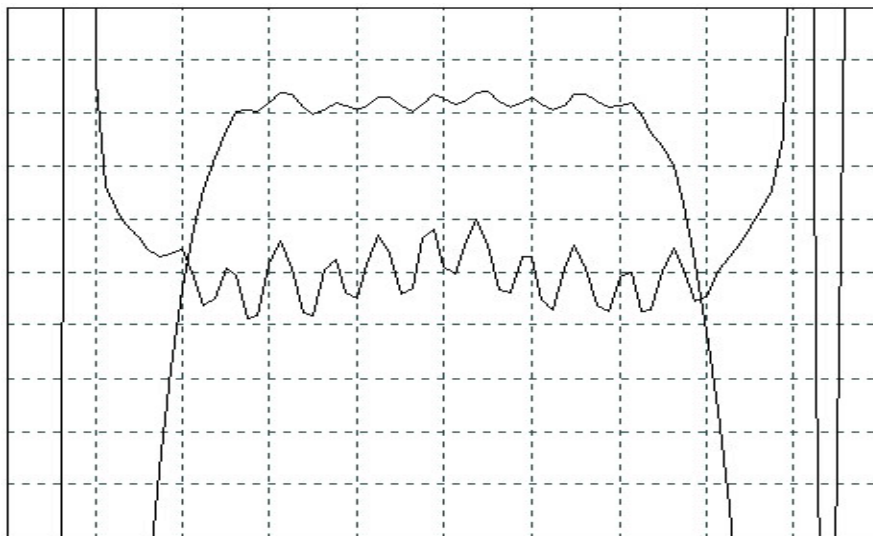


Frequency Response



Horizontal: 1.0 MHz/Div

Vertical: 10 dB/Div



Horizontal: 0.4MHz/Div

Vertical: 1 dB/Div

Vertical: 100 ns/Div