



REV A January 2011

Oscilent Controlled Document

Ordering Code / Part Number	Product Description
813-IF260.0M-19A	60.0 MHz IF SAW Filter 19.38 MHz Bandwidth

Specification Contents

- o Mechanical Dimensions
- o Test Circuit
- o Maximum Ratings
- o Electrical Specification
- o Frequency Response
- o Smith Chart
- o VSWR

Notes

- o Electrostatic Sensitive Device (ESD) 
- o Avoid excessive ultrasonic exposure
- o Solderability compatible with JEDEC J-STD-020C Pb-free process, 260°C peak reflow temperature
- o This product complies with EU directive 2002/95/EC (RoHS compliance)



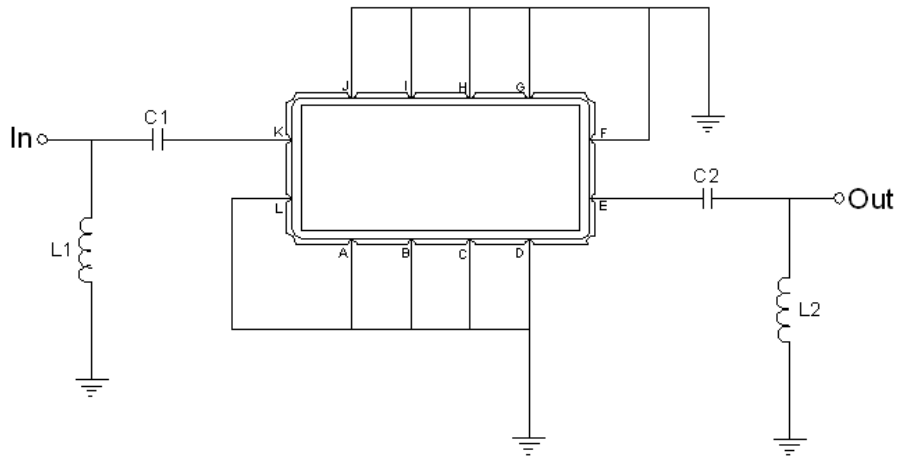


Mechanical Dimensions (mm)



Pin Description	
A, B, C, D, F, G, H, I, J, L	Ground
K	Input
E	Output

Test Circuit



Test Fixture & Values	
Input	L1 = 8.2 nH, C1 = 100 pF
Output	L2 = 12 nH, C2 = 51 pF
Source/Load Impedance	50 Ω



Maximum Ratings

Parameters Description	Unit	Minimum	Typical	Maximum
Operating Temperature Range	°C	-20	-	70
Storage Temperature Range	°C	-40	-	85
Maximum DC Voltage	V	-	-	10
Maximum Input Power	dBm	-	-	10
Source Impedance (single ended) ⁽¹⁾	Ω	-	50	-
Load Impedance (single ended) ⁽¹⁾	Ω	-	50	-

Notes: With Matching Network (Ref. Testing Environment Circuit as shown above).

Those impedances could be modified with different impedance values and/or structures, if necessary.

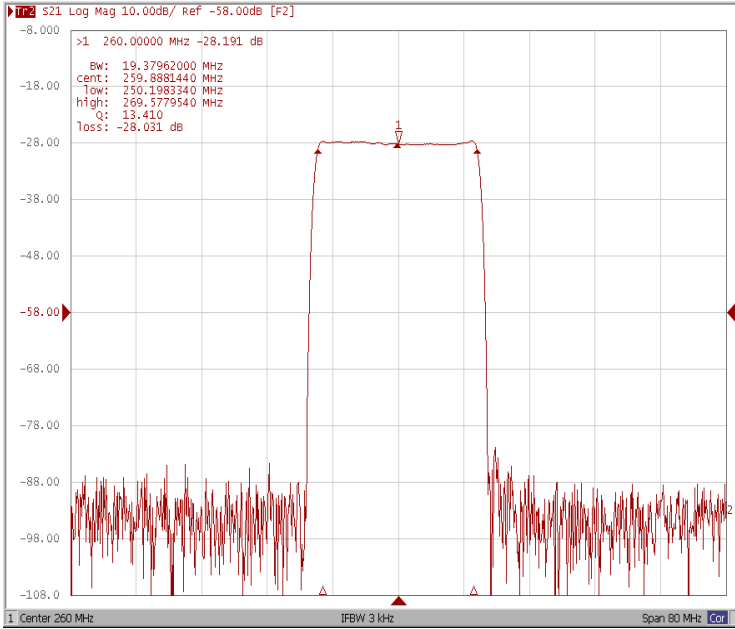
Electrical Specification

Parameters Description	Unit	Minimum	Typical	Maximum
Center Frequency (Fo)	MHz	-	260.00	-
Insertion Loss at Fo	dB	-	27.90	29.50
Group Delay Variation at Fo ± 9.22 MHz	nsec	-	28	60
Absolute Delay at Fo	usec	-	2.02	-
Passband Ripple Variation at Fo ± 9.22 MHz	dB	-	0.70	1.00
Bandwidth at -1dB	MHz	-	19.38	-
Bandwidth at -3dB	MHz	19.60	19.80	-
Bandwidth at -40dB	MHz	-	21.70	21.95
Ultimate Rejection	dB	50	55	-
Temperature Coefficient	ppm/°C	-	-20	-

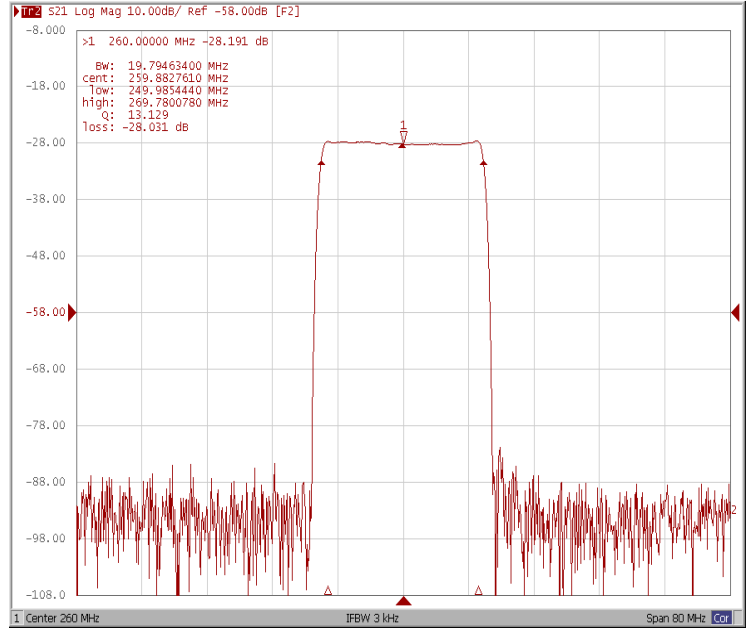


Frequency Response

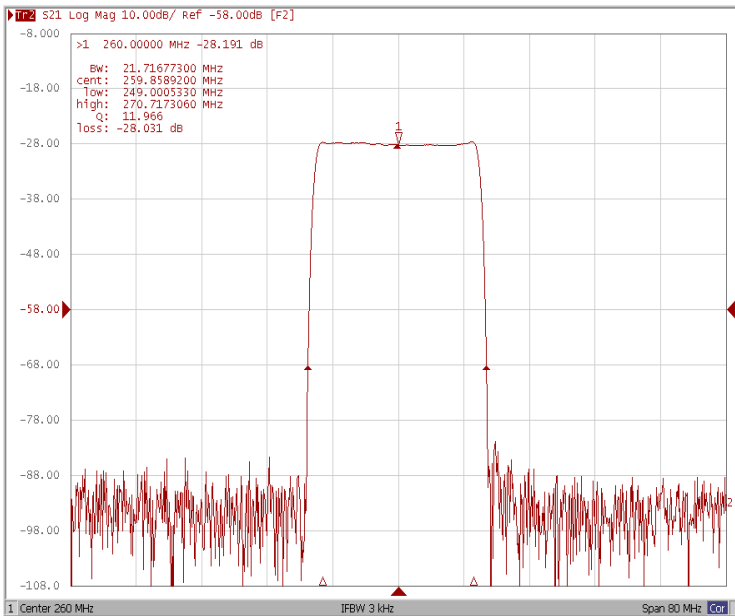
Bandwidth at -1.0 dB



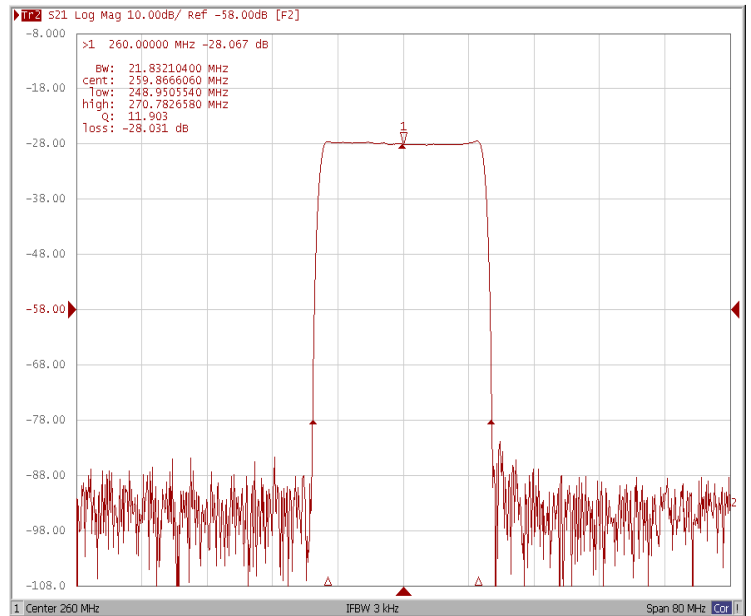
Bandwidth at -3.0 dB



Bandwidth at -40.0 dB

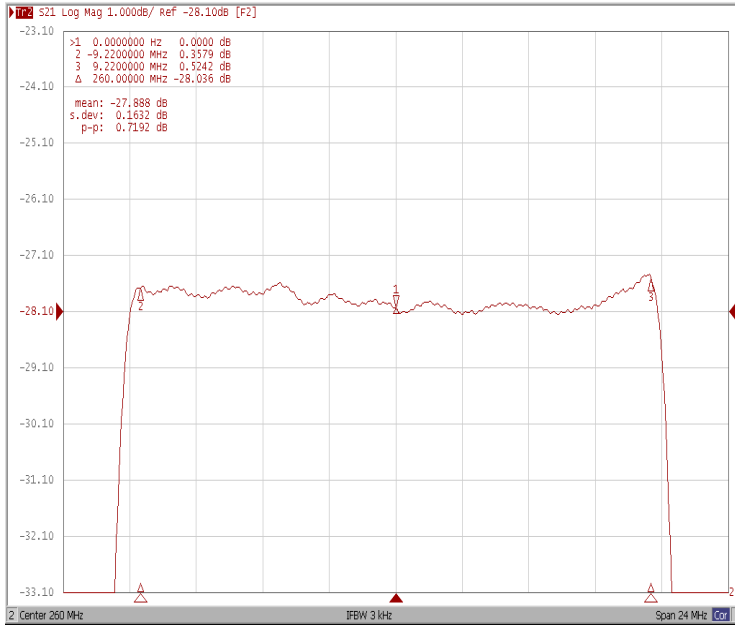


Bandwidth at -50.0 dB





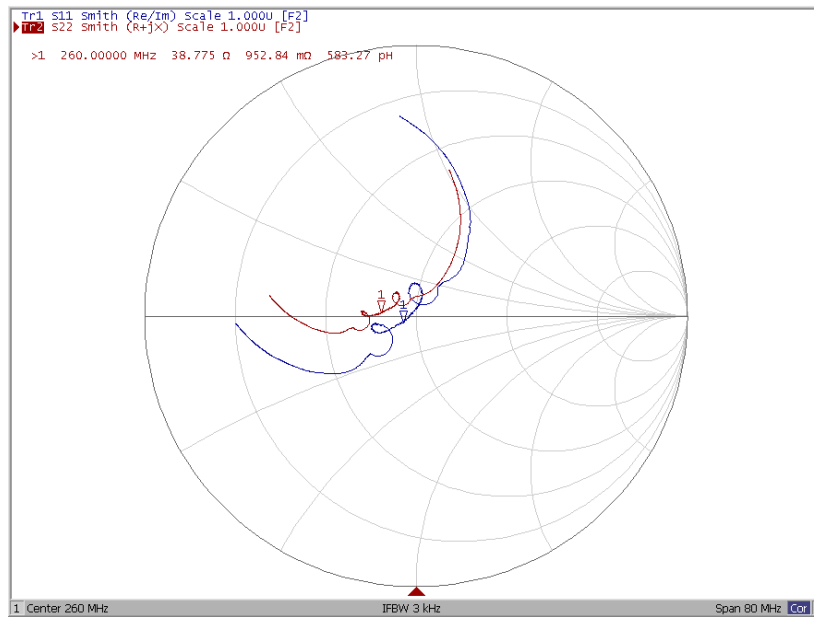
Ripple Variation Fo±9.22MHz



Group Delay Variation Fo±9.22MHz



Smith Chart





VSWR

