



PRODUCT SPECIFICATION

REV A January 2011

Oscilent Controlled Document

Ordering Code / Part Number	Product Description
809-SL75.0M-07A	75.0MHz IF SAW Filter 7.67MHz Bandwidth

Specification Contents

- o Mechanical Dimensions
- o Test Circuit
- o Maximum Ratings
- o Electrical Specification
- o Frequency Response
- o Smith Chart
- o VSWR

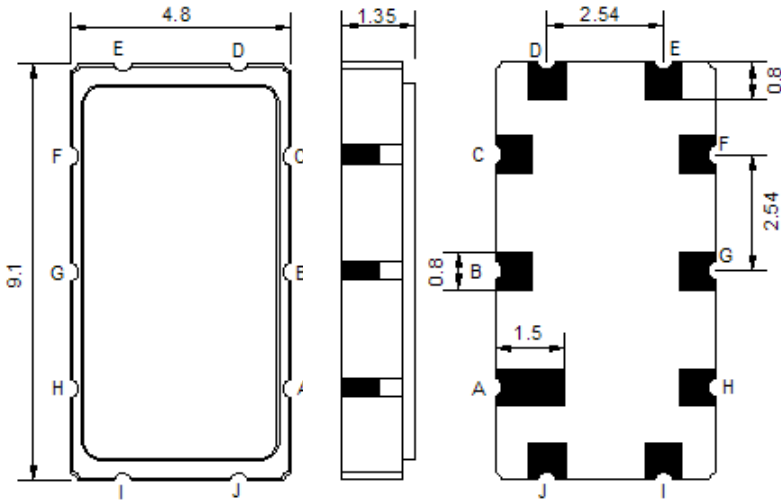
Notes

- o Electrostatic Sensitive Device (ESD) 
- o Avoid excessive ultrasonic exposure
- o Solderability compatible with JEDEC J-STD-020C Pb-free process, 260°C peak reflow temperature
- o This product complies with EU directive 2002/95/EC (RoHS compliance)



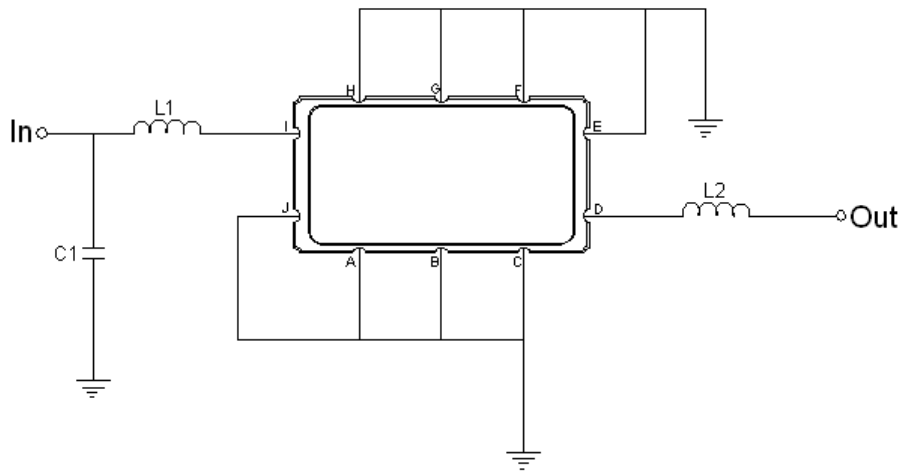


Mechanical Dimensions (mm)



Pin Description	
A, B, C, E, F, G, H, J	Ground
I	Input
D	Output

Test Circuit



Test Fixture & Values	
Input	L1 = 68 nH, C1 = 27 pF
Output	L2 = 68 nH
Source/Load Impedance	50 Ω



Maximum Ratings

Parameters Description	Unit	Minimum	Typical	Maximum
Operating Temperature Range	°C	-30	-	+80
Storage Temperature Range	°C	-40	-	+85
Maximum DC Voltage	V	-	-	10
Maximum Input Power	dBm	-	-	10
Source Impedance (single ended) ⁽¹⁾	Ω	-	50	-
Load Impedance (single ended) ⁽¹⁾	Ω	-	50	-

Notes: With Matching Network (Ref. Testing Environment Circuit as shown above).

Those impedances could be modified with different impedance values and/or structures, if necessary.

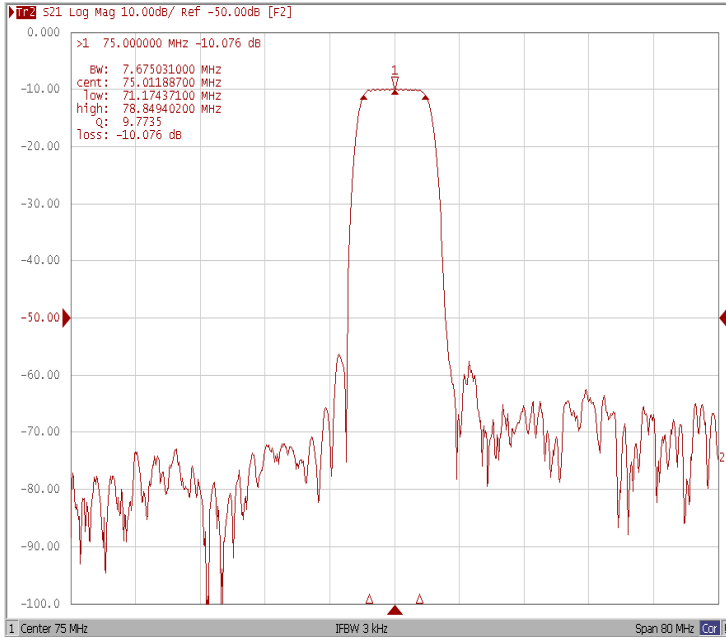
Electrical Specification

Parameters Description	Unit	Minimum	Typical	Maximum
Center Frequency (Fo)	MHz	-	75.0	-
Insertion Loss at Fo	dB	-	10.00	13.00
Temperature Coefficient	ppm/°C	-	-86	-
Amplitude Ripple Variation (Fo+/-3.15MHz)	dB _{p-p}	-	0.4	0.9
Group Delay Variation (Fo+/-3.15MHz)	nsec	-	55	100
Absolute Delay at Fo	µsec	-	0.85	-
Bandwidth at -1.0 dB	MHz	-	7.67	-
Bandwidth at -3.0 dB	MHz	-	8.56	-
Bandwidth at -30.0 dB	MHz	-	11.60	-
VSWR	-	-	4.0	-

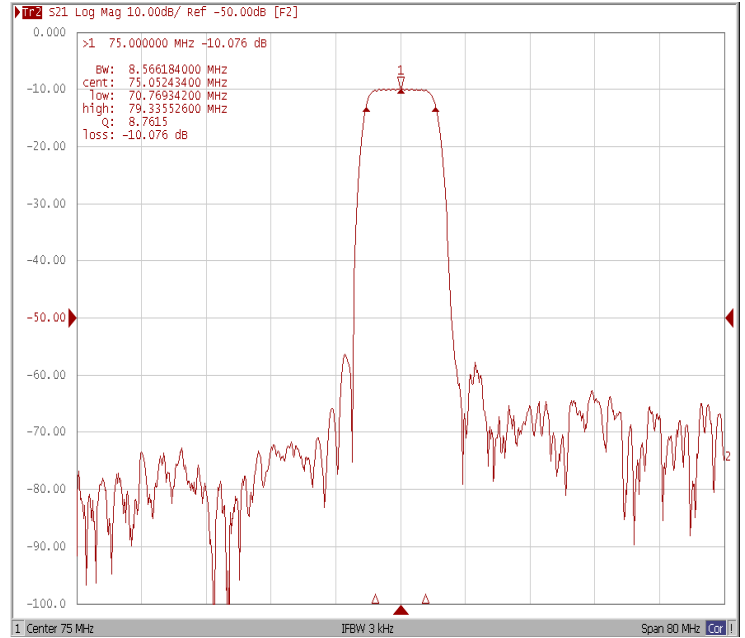


Frequency Response

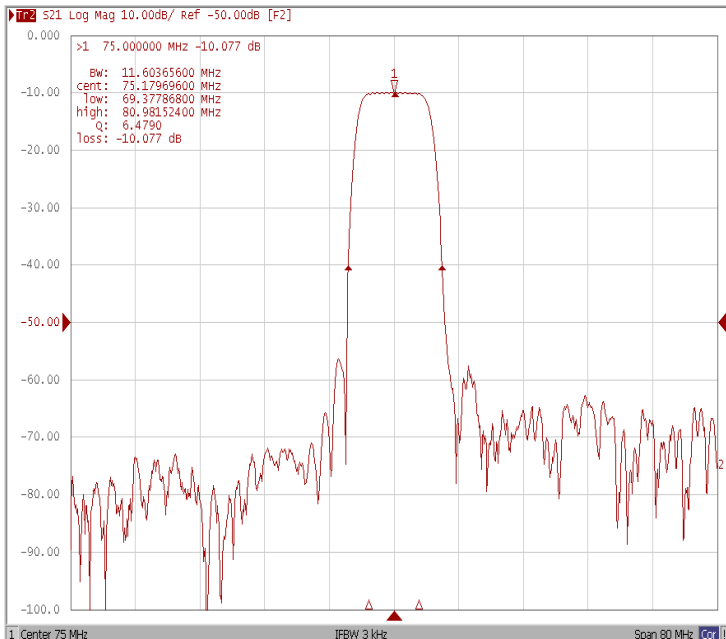
Bandwidth at -1.0 dB



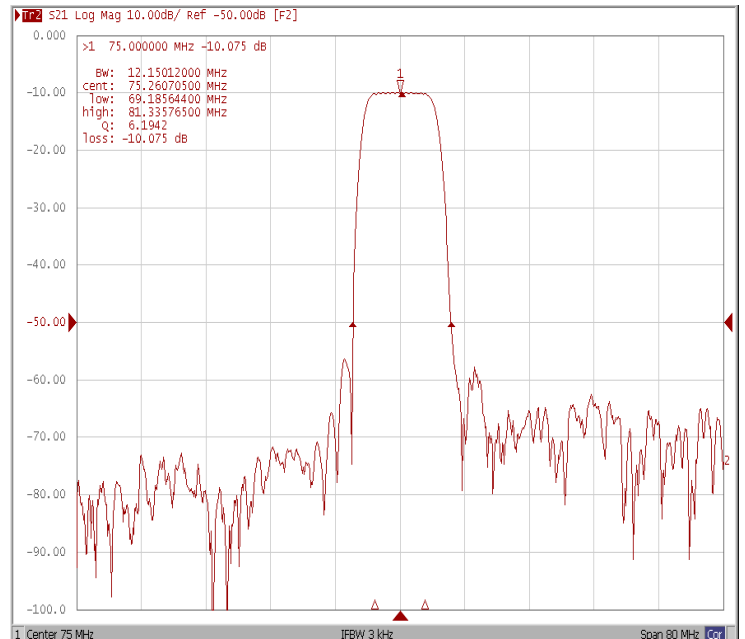
Bandwidth at -3.0 dB



Bandwidth at -30 dB

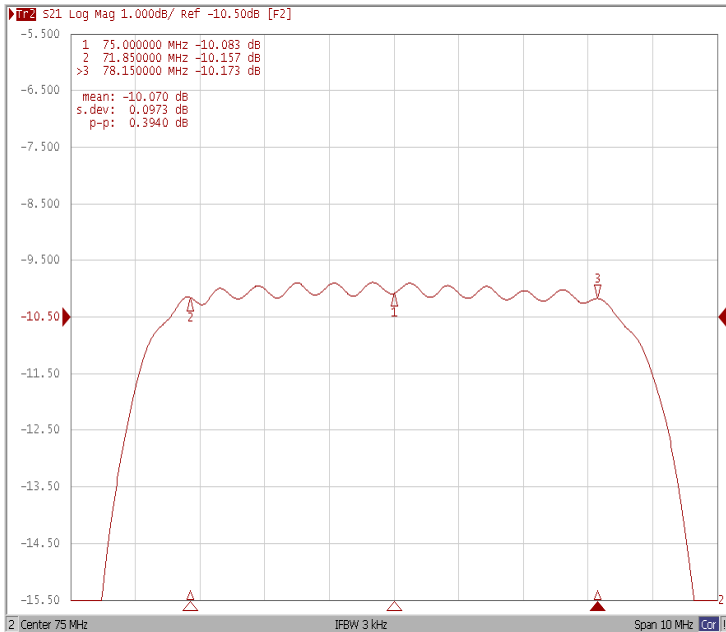


Bandwidth at -40 dB

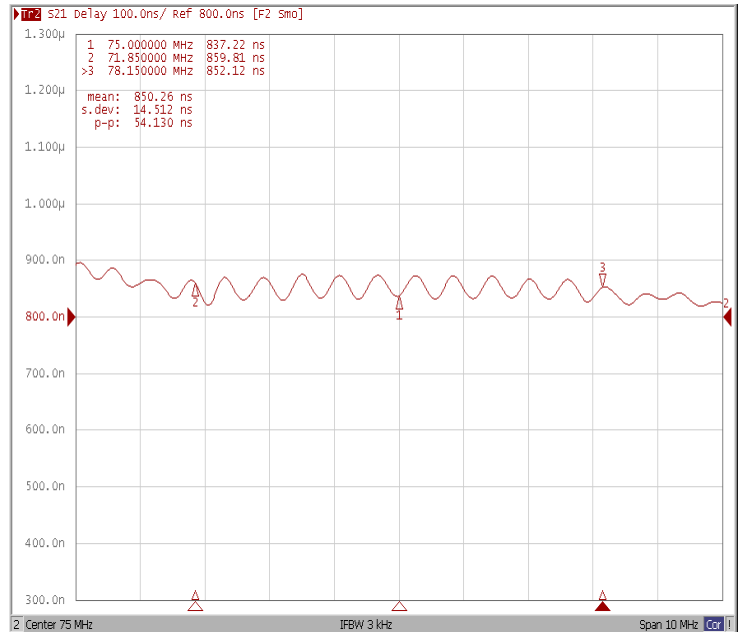




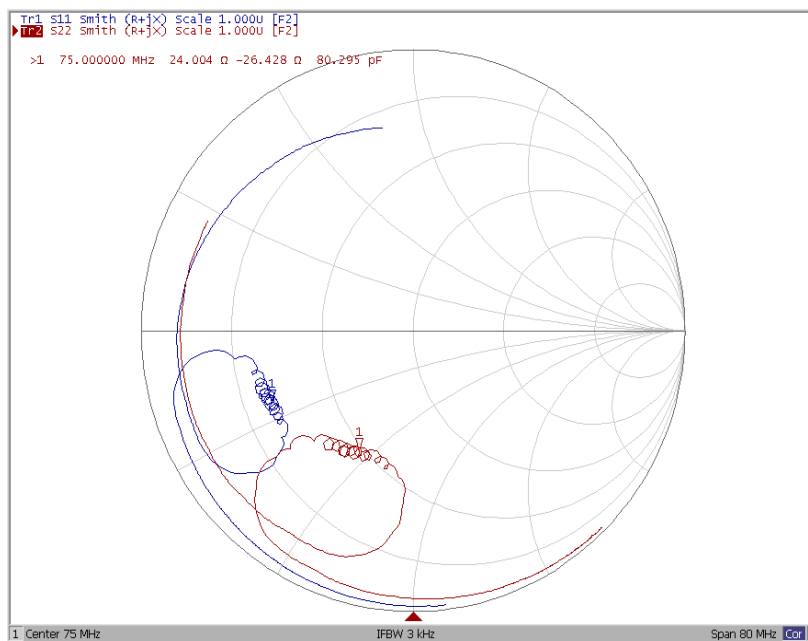
Ripple Variation (Fo±3.15MHz)



Group Delay Variation (Fo±3.15MHz)



Smith Chart





VSWR

