



Oscilent Corporation

# PRODUCT SPECIFICATION

REV A January 2011

Oscilent Controlled Document

Ordering Code / Part Number	Product Description
819-IF70.0M-U	70.0 MHz IF SAW Filter 0.39 MHz Bandwidth

## Specification Contents

- o Mechanical Dimensions
- o Test Circuit
- o Maximum Ratings
- o Electrical Specification
- o Frequency Response

## Notes

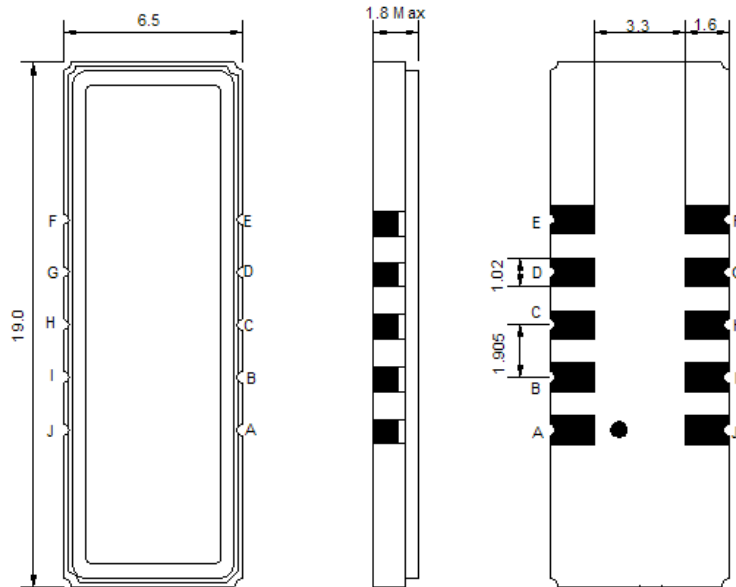
- o Electrostatic Sensitive Device (ESD) 
- o Avoid excessive ultrasonic exposure
- o Solderability compatible with JEDEC J-STD-020C Pb-free process, 260°C peak reflow temperature
- o This product complies with EU directive 2002/95/EC (RoHS compliance)



Oscilent Corporation  
Telephone: 1.949.252.0522  
Fax: 1.949.252.0522  
Email: sales@oscilent.com

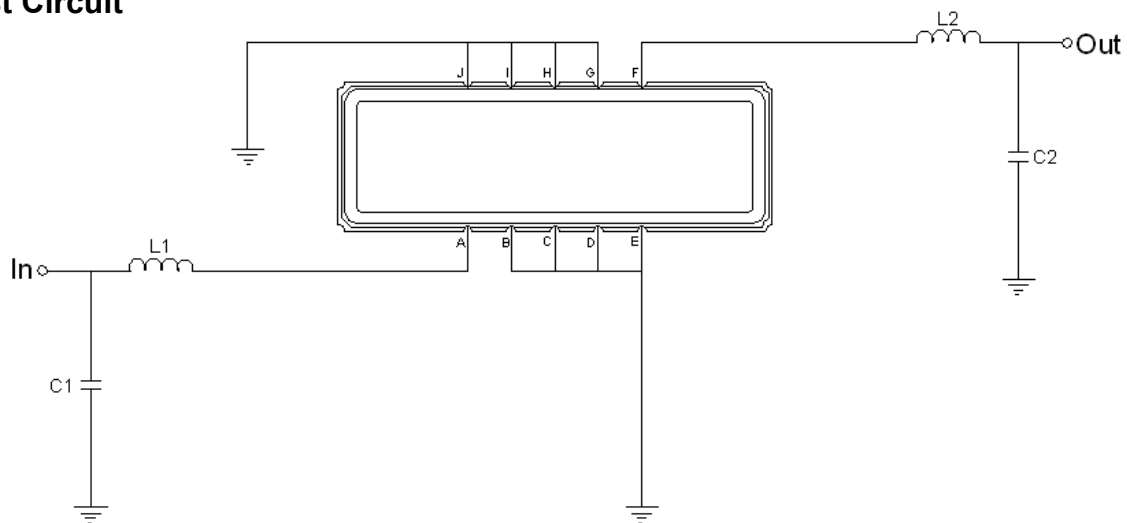


## Mechanical Dimensions (mm)



Pin Description	
B, C, D, E, G, H, I, J	Ground
A	Input
F	Output

## Test Circuit



Test Fixture & Values	
Input	L1 = 462 nH, C1 = 47 pF
Output	L2 = 348 nH, C2 = 56 pF
Source/Load Impedance	50 $\Omega$



## Maximum Ratings

Parameters Description	Unit	Minimum	Typical	Maximum
Operating Temperature Range	°C	-30	-	80
Storage Temperature Range	°C	-40	-	85
Maximum DC Voltage	V	-	-	10
Maximum Input Power	dBm	-	-	10
Source Impedance (single ended) <sup>(1)</sup>	Ω	-	50	-
Load Impedance (single ended) <sup>(1)</sup>	Ω	-	50	-

Notes: With Matching Network (Ref. Testing Environment Circuit as shown above).

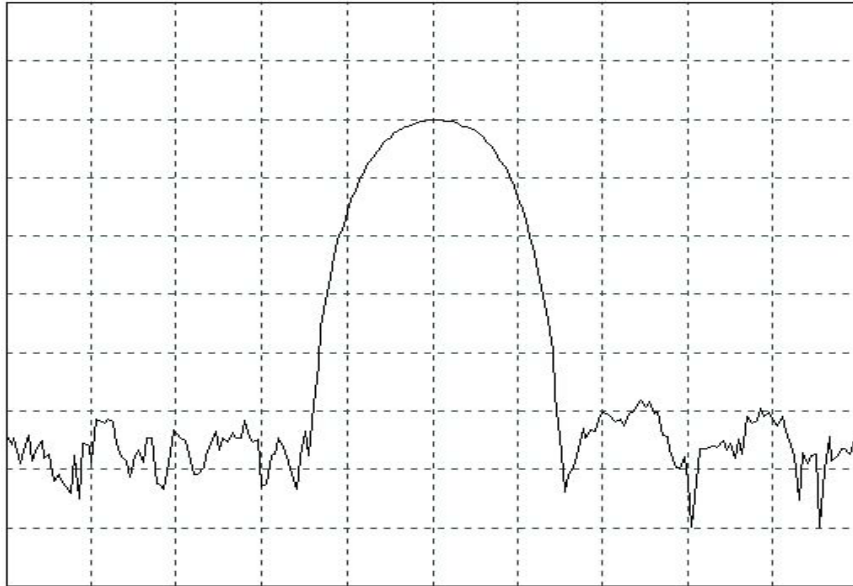
Those impedances could be modified with different impedance values and/or structures, if necessary.

## Electrical Specification

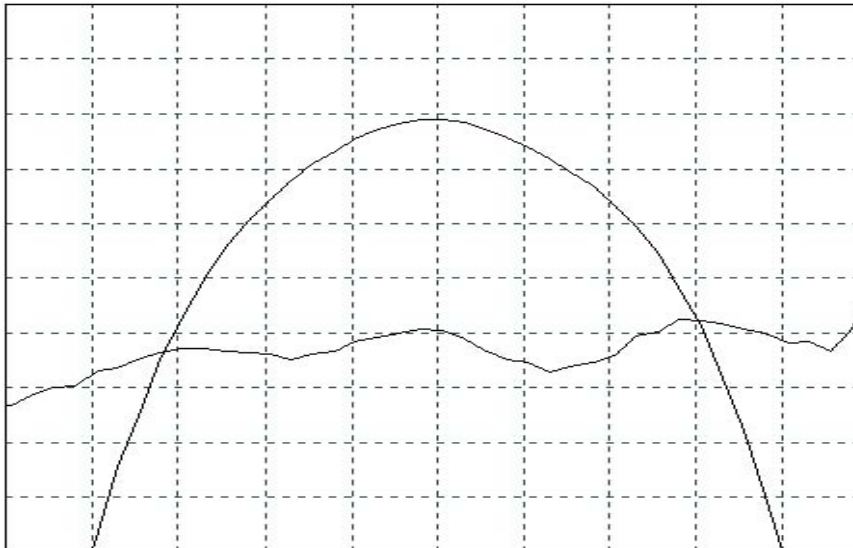
Parameters Description	Unit	Minimum	Typical	Maximum
Center Frequency (Fo)	MHz	69.95	70.00	70.05
Insertion Loss at Fo	dB	-	13.7	15.0
Group Delay Variation	nsec	-	300	500
Absolute Delay at Fo	usec	-	2.5	-
Phase Linearity	degc	-	3.0	6.0
Passband Ripple Variation	dB	-	0.8	1.5
Bandwidth at -1dB	MHz	0.30	0.39	-
Bandwidth at -3dB	MHz	0.47	0.59	-
Bandwidth at -40dB	MHz	-	1.395	1.42
Ultimate Rejection	dB	40	50	-
Temperature Coefficient	ppm/°C	-	-0.03	-



## Frequency Response



Horizontal: 0.5 MHz/Div  
Vertical: 10 dB/Div



Horizontal: 0.1MHz/Div  
Vertical: 1 dB/Div  
Vertical: 100 ns/Div