



Oscilent Corporation

# PRODUCT SPECIFICATION

REV A January 2011

Oscilent Controlled Document

Ordering Code / Part Number	Product Description
819-IF150.0M-B	150.0 MHz IF SAW Filter 1.50 MHz Bandwidth

## Specification Contents

- o Mechanical Dimensions
- o Test Circuit
- o Maximum Ratings
- o Electrical Specification
- o Frequency Response

## Notes

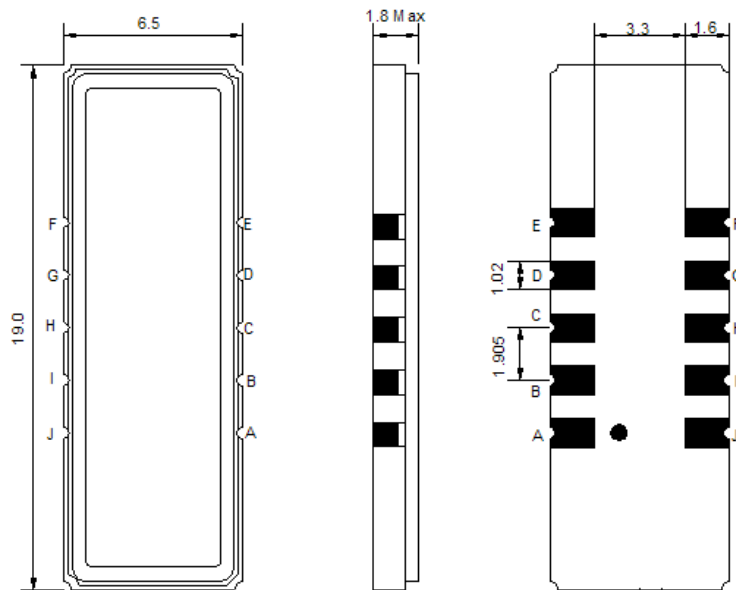
- o Electrostatic Sensitive Device (ESD) 
- o Avoid excessive ultrasonic exposure
- o Solderability compatible with JEDEC J-STD-020C Pb-free process, 260°C peak reflow temperature
- o This product complies with EU directive 2002/95/EC (RoHS compliance)



Oscilent Corporation  
Telephone: 1.949.252.0522  
Fax: 1.949.252.0522  
Email: sales@oscilent.com

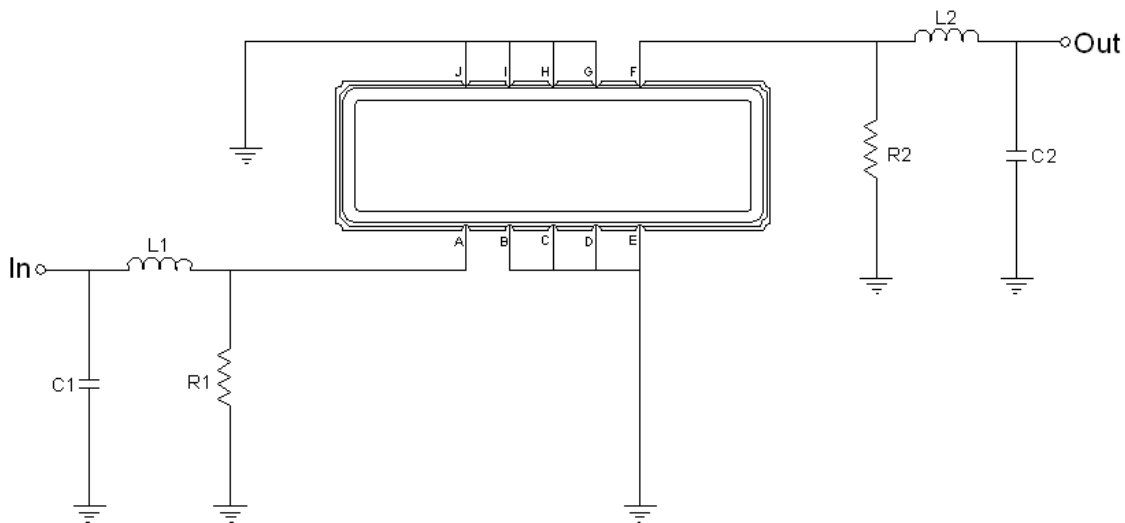


## Mechanical Dimensions (mm)



Pin Description	
B, C, D, E, G, H, I, J	Ground
A	Input
F	Output

## Test Circuit



Test Fixture & Values	
Input	L1 = 100 nH, C1 = 39 pF, R1 = 1k $\Omega$
Output	L2 = 66 nH, C2 = 51 pF, R2 = 1k $\Omega$
Source/Load Impedance	50 $\Omega$



## Maximum Ratings

Parameters Description	Unit	Minimum	Typical	Maximum
Operating Temperature Range	°C	-30	-	+80
Storage Temperature Range	°C	-40	-	+85
Maximum DC Voltage	V	-	-	10
Maximum Input Power	dBm	-	-	10
Source Impedance (single ended) <sup>(1)</sup>	Ω	-	50	-
Load Impedance (single ended) <sup>(1)</sup>	Ω	-	50	-

Notes: With Matching Network (Ref. Testing Environment Circuit as shown above).  
Those impedances could be modified with different impedance values and/or structures, if necessary.

## Electrical Specification

Parameters Description	Unit	Minimum	Typical	Maximum
Center Frequency (Fo)	MHz	149.90	150.0	150.10
Insertion Loss at Fo	dB	-	22.0	25.0
Group Delay Variation	nsec	-	150	200
Absolute Delay at Fo	usec	-	2.45	-
Phase Linearity	deg	-	2.0	5.0
Passband Ripple Variation	dB	-	0.35	0.7
Bandwidth at -1dB	MHz	1.26	1.31	-
Bandwidth at -3dB	MHz	1.50	1.54	-
Bandwidth at -30dB	MHz	-	2.22	2.26
Ultimate Rejection	dB	35	45	-
Substrate Material	-	-	Qz	-
Ambient Temperature	°C	-	25	-

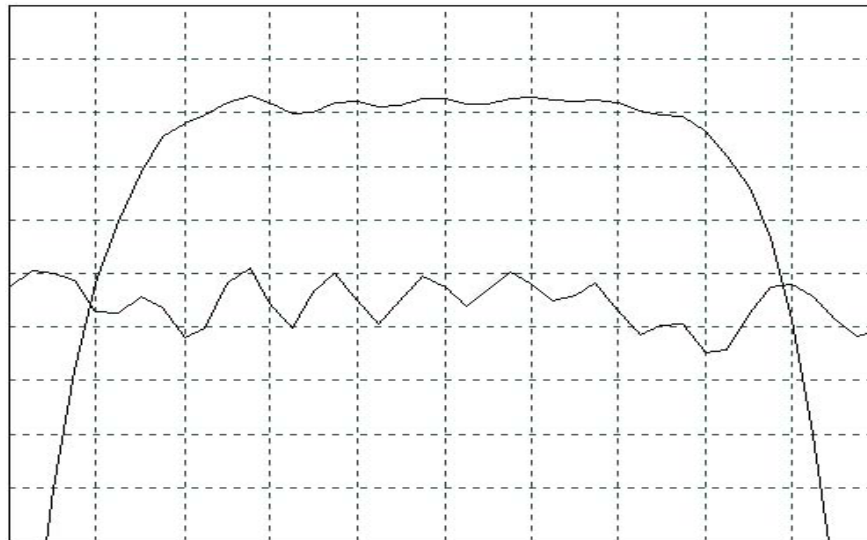


### Frequency Response



Horizontal: 1.0 MHz/Div

Vertical: 10 dB/Div



Horizontal: 0.2MHz/Div

Vertical: 1 dB/Div

Vertical: 100 ns/Div