



**Data Sheet**



Product Category: IF SAW Filter

Part Number	Package	Application	Last Modified
815-IF44.0M-B	15.9 x 5.9 Thru Hole	Digital A/V & Broadcasting	May 22 2003

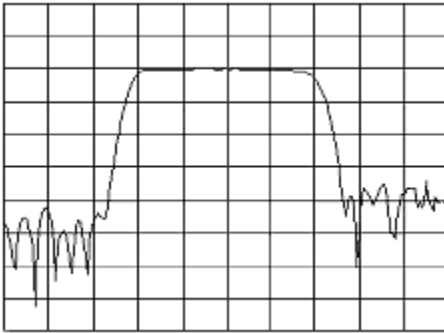
TYPE :

44.00 MHz Bandpass Filter

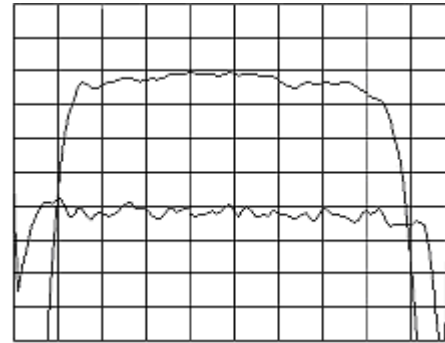
6.2 MHz Bandwidth

PART NUMBER :

**815-IF44.0M-B**



Horizontal : 1.5 MHz/Div  
Vertical : 10 dB/Div



Horizontal : 0.8 MHz/Div  
Vertical : 1 dB/Div  
Vertical : 100 ns/Div

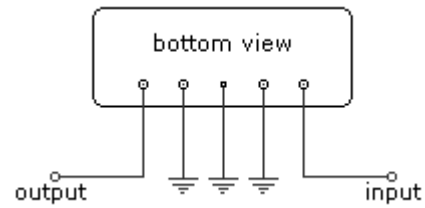
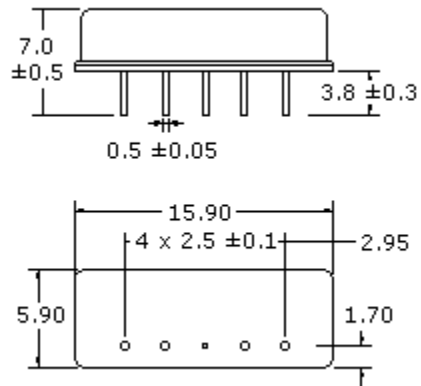
**OPERATING CONDITIONS / ELECTRICAL CHARACTERISTICS**

PARAMETERS	Minimum	Typical	Maximum	Units
Center Frequency	43.93	44.00	44.07	MHz
Insertion Loss (Input Voltage : 12V)	-	13.0	15.0	dB
3 dB Bandwidth	6.2	6.24	-	MHz
30 dB Bandwidth	-	7.63	7.68	MHz
Lower Sidelobe (35.0 ~ 39.7 MHz)	35	35.7	-	dB
Upper Sidelobe (48.0 ~ 55.0 MHz)	34	35.6	-	dB
Passband Ripple	-	0.6	1.0	dB
Group Delay Variation	-	60	100	nsec
Absolute Delay (at Fo)	-	1.45	-	µsec
Temperature Coefficient	-	-72	-	ppm/K

\* Custom SAW IF Filters available. Contact Oscilent for assistance.

**PACKAGE OUTLINE (mm)**

**TEST FIXTURE**



Source Impedance = 50 ohms  
Load Impedance = 2 Kohms / 3pF

**Oscilent Corporation** - CALL **949.252.0522**

**Part No.:** 815-IF44.0M-B

18195 East McDermott Street, Building D, Irvine, CA 92614, USA  
Fax: 949.252.0599, E-Mail: Sales@Oscilent.com