



Data Sheet



Product Category: IF SAW Filter

Part Number
815-IF43.5M-C

Package
15.9 x 5.9 Thru Hole

Application
Digital A/V & Broadcasting

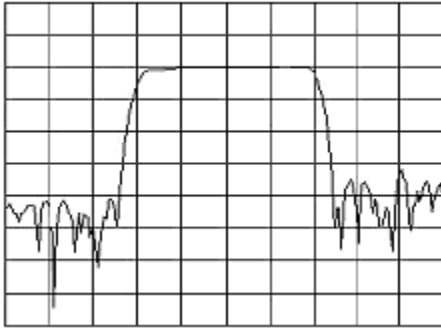
Last Modified
June 17 2003

TYPE :

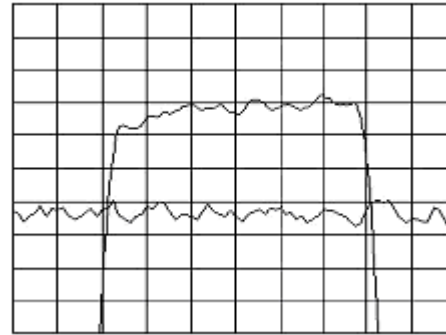
43.5 MHz Vestigial Sideband Filter

PART NUMBER :

815-IF43.5M-C



Horizontal : 1.5 MHz/Div
Vertical : 10 dB/Div



Horizontal : 0.6 MHz/Div
Vertical : 1 dB/Div
Vertical : 100 ns/Div

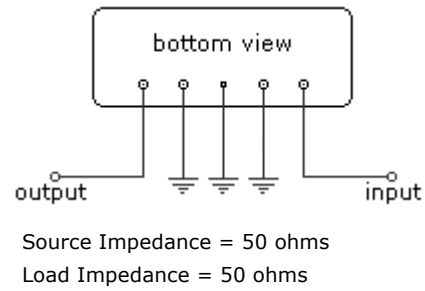
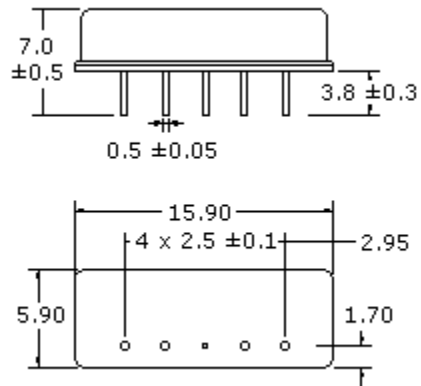
OPERATING CONDITIONS / ELECTRICAL CHARACTERISTICS

PARAMETERS		Minimum	Typical	Maximum	Units
Reference Level Frequency	-	-	43.5	-	MHz
Insertion Loss	-	-	23.5	26	dB
Relative Attenuation	Picture Carrier (45.75 Mhz)	-1.3	-0.3	0.7	dB
	Picture Carrier (46.50 MHz)	0.6	1.4	2.6	
	Sound Carrier (41.25 MHz)	-1.2	0.4	0.8	
	Adjacent Picture Carrier (39.75 MHz)	30.0	38.0	-	
	Adjacent Sound Carrier (47.25 MHz)	30.0	38.0	-	
	Lower Sidelobe (35.0 ~ 39.25 MHz)	30.0	36.0	-	
	Upper Sidelobe (47.75 ~ 55.0 MHz)	30.0	31.5	-	
Reflected Wave Signal Suppression	2.0 ~ 6.0 us after main	40	48	-	-
Feedthrough Signal Suppression	1.3 ~ 1.2 us before main	-	43	-	-
Group Delay Variation	-	-	80	-	nsec
Temperature Coefficient	of Freq (TCf)	-	-72	-	ppm/K

* Custom SAW IF Filters available. Contact Oscilent for assistance.

PACKAGE OUTLINE (mm)

TEST FIXTURE



Oscilent Corporation - CALL **949.252.0522**

17962 Sky Park Circle, Building D, Irvine, CA 92614, USA
Fax: 949.252.0599, E-Mail: Sales@Oscilent.com

Part No.: 815-IF43.5M-C