



Data Sheet



Product Category: IF SAW Filter

Part Number
815-IF115.24M-A

Package
15.9 x 5.9 Thru Hole

Application
Digital Broadcasting

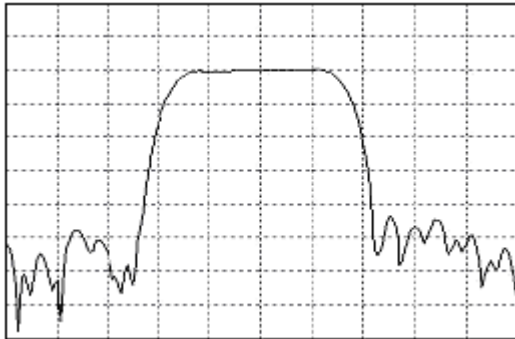
Last Modified
May 02 2003

TYPE :

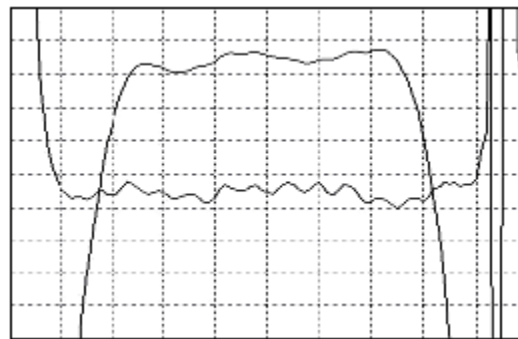
115.24 MHz Bandpass Filter
2.8 MHz Bandwidth

PART NUMBER :

815-IF115.24M-A



Horizontal : 1.0 MHz/Div
Vertical : 10 dB/Div



Horizontal : 0.5 MHz/Div
Vertical : 1 dB/Div
Vertical : 100 ns/Div

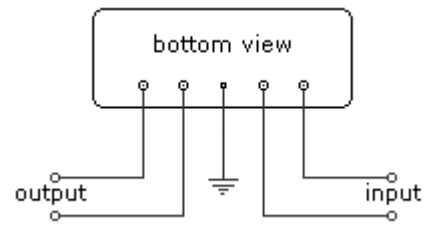
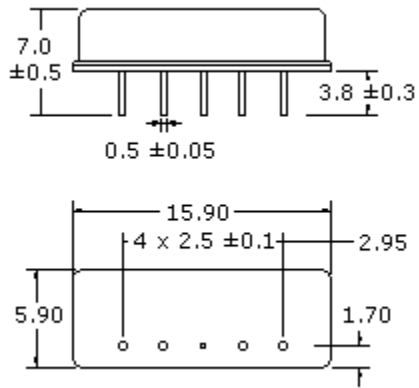
OPERATING CONDITIONS / ELECTRICAL CHARACTERISTICS

PARAMETERS	Minimum	Typical	Maximum	Units
Center Frequency	115.19	115.24	115.29	MHz
Insertion Loss	-	21	24	dB
1.5dB Bandwidth	2.8	2.88	-	MHz
30dB Bandwidth	-	4.3	4.5	MHz
40dB Bandwidth	-	4.45	4.7	MHz
Passband Ripple	-	0.7	1.0	dB
Group Delay Variation	-	77	100	nsec
Absolute Delay	-	1.68	-	µsec
Ultimate Rejection	40	45	-	dB
Substrate Material	-	LT	-	-
Ambient Temperature	-	25	-	°C

* Custom SAW IF Filters available. Contact Oscilent for assistance.

PACKAGE OUTLINE (mm)

TEST FIXTURE



Source/Load Impedance = 50 ohms

Oscilent Corporation - CALL **949.252.0522**

17962 Sky Park Circle, Building D, Irvine, CA 92614, USA
Fax: 949.252.0599, E-Mail: Sales@Oscilent.com

Part No.: 815-IF115.24M-A