

**Data Sheet**
 telephone
 949 252 0522


BACK

Product Category: Filters

Series Number	Package	Description	Last Modified
772 ~ 773	Ceramic Series	For TV / VCR	Jan. 01 2008

Filter FEATURES

- Wide bandwidth Ceramic Filter
- Low insertion loss
- Low spurious suppression characteristics
- TV SIF stage use
- RoHS Compliant



OPERATING CONDITIONS / ELECTRICAL CHARACTERISTICS / PART NUMBER GUIDE

PART NO.	Type	Fig.	Nominal Frequency	3 dB Bandwidth	20 dB Bandwidth	Insertion Loss	Spurious Attenuation	In/Output Impedance
			(fn)(MHz)	(KHz) min.	(KHz) max.	(dB) max.	(dB) min.	(Ohm)
772-0045	LTS/CB	2	4.500	fn ±60	600	6.0	30 (0 ~ 4.5 MHz)	1000
772-0055	LTS/CB	2	5.500	fn ±60	600	6.0	30 (0 ~ 5.5 MHz)	600
772-0060	LTS/CB	2	6.000	fn ±60	600	6.0	30 (0 ~ 6.0 MHz)	470
772-0065	LTS/CB	2	6.500	fn ±70	650	6.0	30 (0 ~ 6.5 MHz)	470
773-0045	LTS/DB	2	4.500	fn ±70	750	6.0	30 (0 ~ 4.5 MHz)	1000
773-0055	LTS/DB	2	5.500	fn ±80	750	6.0	30 (0 ~ 5.5 MHz)	600
773-0060	LTS/DB	2	6.000	fn ±80	750	6.0	30 (0 ~ 6.0 MHz)	470
773-0065	LTS/DB	2	6.500	fn ±80	800	6.0	30 (0 ~ 6.5 MHz)	470

NOTE: Deviations on all parameters available. Please consult Oscilent for details.

DEFINITIONS: Click on the characteristic names above, for definitions of the particular characteristic.

OTHER: 771 Series have been discontinued on Jan 01 2008

PACKAGE DIMENSIONS (mm)

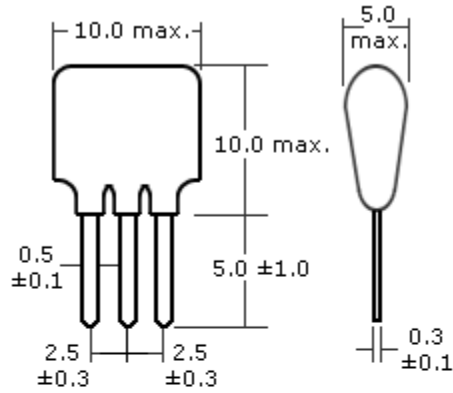


Figure 1

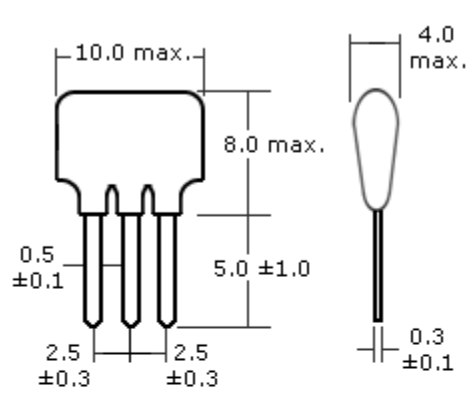
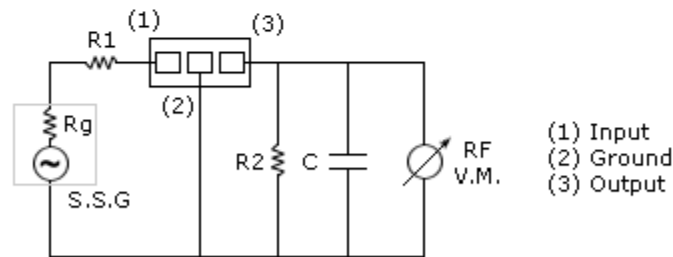


Figure 2

Test Circuit



$R_g + R_1 = R_2 = \text{Input/Output Impedance}$
 $C = 10\text{pF}$
 (Including stray capacitance and input capacitance of RF voltmeter)

Oscilent Corporation - CALL **949.252.0522**
 18195 East McDermott Street . Building D . Irvine . CA 92614 . USA
 Fax: 949.252.0599 . E-Mail: Sales@Oscilent.com

Series No.: 772 to 773